

How to Log Into Apps Through Clever on an iPad

Follow these directions to access Seesaw, iReady, and Reading Horizons Discovery.


1. Open the Clever app on your iPad.



2. Hold up your Clever Badge QR code to the camera until a green check appears.



3. Your Clever portal will appear.



4. Click the icon and your app will open.



Reading Horizons
Discovery



Seesaw



I-Ready

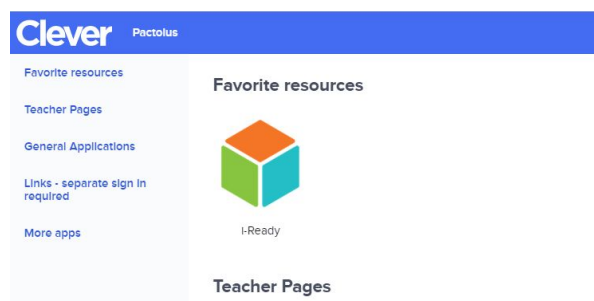
How to log-in to apps through Clever on a Chromebook

Follow these directions to access Seesaw, iReady, and Reading Horizons Discovery.


1. Hold up your QR code to the camera until a green check appears.



2. Your Clever portal will appear.



3. Scroll down until you see the program that you want to access.



4. Click the icon and your app will open.



Reading Horizons Discovery



Seesaw



i-Ready