



Program Name: Custodial Safety		
Origination Date: 04/29/09	Revision Date: 11/23/21	
Author: Mike Whitford	Revision No.: 05	Page 1

CUSTODIAL SAFETY

1.0 PURPOSE AND INTRODUCTION

The purpose of this program is to establish safe procedures for custodial staff and to comply with Federal and State regulations and fire codes. This program is to assist custodial staff in its use of chemical products. All other safety and environmental concerns are covered in this program as well.

2.0 SCOPE

Coverage includes all Pitt County Schools custodians.

3.0 RESPONSIBILITIES

3.1 Principals and Site Administrators

Responsible for the oversight and adherence of all custodians to the Custodial Safety Program.

3.2 Assistant Director of Facility Services

- a) Responsible for evaluating and revising this procedure annually or as regulations change.
- b) Provide technical assistance to schools regarding custodial safety.
- c) Conduct periodic safety inspections of all facilities.
- d) Maintain a list of all asbestos materials and their locations.
- e) Maintain all Safety Data Sheets (SDS's) for custodial products.

3.3 Custodians

- a) Responsible for abiding by this procedure.
- b) Exercise safe work practices.
- c) Assist the principal in providing a safe, secure, and healthy learning environment.
- d) Report unsafe conditions or actions to the principal.
- e) Perform all duties in accordance with applicable safety requirements. This primarily affects the operation of equipment and use of cleaning chemicals.



Program Name: Custodial Safety		
Origination Date: 04/29/09	Revision Date: 11/23/21	
Author: Mike Whitford	Revision No.: 05	Page 2

Should a question arise concerning the safe use of equipment or chemicals, it is the custodian's responsibility to seek assistance from the Principal or Facility Services prior to use.

- f) Check school grounds daily to remove trash, rocks, sticks, bottles, cans, and other items that could become a safety or environmental hazard. This includes checking playgrounds for obvious hazards.
- g) Remove all snow and ice from steps and walkways prior to staff and student arrival.
- h) Report excessive pest activity to the Environmental Specialist.

4.0 TRAINING

Participate in periodic technical training.

5.0 HAZARDOUS COMMUNICATION AND CHEMICAL SAFETY

Pitt County Schools has developed a Hazardous Communication Program to ensure that the hazards of all chemical substances produced or used are evaluated and information concerning hazards is transmitted to all affected employees.

The Hazardous Communication Program covers hazardous chemicals, infectious agents, harmful physical agents, container labeling, maintaining Safety Data Sheets (SDS's), and hazardous chemical inventories.

The full [Hazardous Communication Program](#) can be seen on Pitt County Schools website or by contacting the Assistant Director of Facility Services. Shown below are some regulations that apply to custodians.

- 5.1** It is the responsibility of each custodian to ensure that all chemical products used are properly labeled. Do not use chemicals from unlabeled containers.
- 5.2** Chemicals that are removed from original containers and placed in secondary containers must be labeled with the chemical's name and hazard warning.
- 5.3** Existing labels on chemical containers shall not be removed or defaced and must remain readable.
- 5.4** Safety Data Sheets (SDS's) must be obtained from vendors for all chemicals obtained by the schools. SDS's contain a listing of the chemical hazards as determined by manufacturer and are an important part of hazard determination. The Assistant Director of Facility Services maintains a master SDS file of all chemicals supplied by Facility Services. [Custodial SDS's](#) are found on Pitt County Schools website or by contacting Facility Services.



Program Name: Custodial Safety		
Origination Date: 04/29/09	Revision Date: 11/23/21	
Author: Mike Whitford	Revision No.: 05	Page 3

5.5 Chemicals should be used only in the manner and for the purpose for which they were intended. Before using any chemical, the custodian should learn about possible hazards and handling procedures. All of this information can be found on either the label on the product or it's Safety Data Sheet (SDS).

5.6 Mix chemicals only in approved combinations and to the proper dilution levels.

Note – Too weak of a solution may not provide proper cleaning or disinfectant power. Too strong of a solution will waste supplies, may damage the surface intended for cleaning, or cause injury.

DANGER – Do not mix bleach with urine or any chemical containing ammonia or acid as this can produce a deadly gas.

5.7 Do not splash or spill liquids.

5.8 Do not store chemicals in electrical rooms, mechanical rooms, or boiler rooms.

5.9 Keep chemicals away from sources of heat, such as furnaces or boilers.

5.10 Do not store chemicals on overhead shelves. Store them on lower shelves to prevent splashing or spilling in your face.

5.11 Custodial closets must remain closed and locked at all times.

5.12 If you are called away from your work area, the custodial cart should be locked in a custodial room or an empty classroom.

5.13 Custodial supplies from Facility Services are for custodial use only. Custodians may not bring into the school, use, or request any cleaning products or supplies other than those supplied by Facility Services.

5.14 Chemical Disposal

Improper disposal of substances such as cleaning chemicals used on the job can cause serious problems.

Remember to never pour, dump, or flush corrosive (such as floor stripper) or volatile materials into the storm water system. This is a finable offence and the cleanup process is costly.

5.15 Mercury

Per the School Children's Health Act of 2006, Pitt County Schools does not allow the usage or storage of any mercury or mercury containing devices. To



Program Name: Custodial Safety		
Origination Date: 04/29/09	Revision Date: 11/23/21	
Author: Mike Whitford	Revision No.: 05	Page 4

have mercury-containing devices properly disposed of, contact Facility Services.

6.0 SLIPS, TRIPS, AND FALLS

Generally, more injuries in school districts are associated with slips, trips, and falls than any other area/situation.

6.1 Immediately clean up spills, water, oil, and other liquids from the floor by using a mop, "oil-dry" materials, paper towels, and/or cloth materials.

Post "CAUTION WET FLOOR" signs to warn of slippery areas.

6.2 When cleaning floors, place a "CAUTION WET FLOOR" sign to warn people using the area. Floors should be cleaned when traffic is lightest and should be dried as soon as possible. If the task calls for walking on a wet surface, the custodian should place feet carefully and move slowly.

6.3 When stripping floors, custodians should wear slip resistant shoes, boots, or pullovers to prevent slipping.

6.4 During cold weather, snow and ice removal controls, such as rock salt, should be used at each facility. It is each facility's responsibility to use rock salt. Rock salt can be obtained from Facility Services.

6.5 Do not run electrical and drop cords across doorways, aisles, landings, or any other walk area.

6.6 Pick up all foreign objects such as boxes, trash, pencils, tools, etc., from floor surfaces, hallways, or stairs to prevent slipping or tripping.

6.7 Turn on lights before entering a dark room.

6.8 Report torn, ripped, or loose carpet to Facility Services.

6.9 Take short steps, walk slowly, and use handrails when you have to walk on slippery surfaces.

6.10 Do not run up and down stairs or steps. Take only one step at a time.

6.11 Only carry loads you can handle safely. Avoid blocking your view when carrying/pushing large objects – especially objects that are difficult to see around.



Program Name: Custodial Safety		
Origination Date: 04/29/09	Revision Date: 11/23/21	
Author: Mike Whitford	Revision No.: 05	Page 5

7.0 FIRE PREVENTION

The Fire Prevention Program establishes procedures for a fire safe environment through safety practices and procedures.

The full [Fire Prevention Program](#) can be seen on Pitt County Schools website or by contacting the Fire Safety Specialist. Shown below are some regulations that apply to custodians.

7.1 Verify that any missing or damaged ceiling tiles are replaced as soon as possible. Ceiling tiles act as a fire barrier. When ceiling tiles are removed, the fire rating of the ceiling may change and most importantly, it creates a "chimney effect" in the event of a fire.

7.2 Periodically check interior and exterior lights and replace lights that are not working as soon as possible. Proper lighting is essential for many things including safety and campus security.

Periodically check nighttime security lighting around the school. Submit a work order to Facility Services noting the light number or light location.

Exit signs and emergency lights shall be checked monthly. Anything not functioning properly should be reported to Facility Services for repair.

7.3 Gasoline-powered equipment such as lawn mowers, weed trimmers, and blowers must be stored in sheds or exterior rooms that can be entered from outside the school. Rooms attached to the school must have solid masonry walls and cannot be connected to the main building's ventilation system. Detached storage sheds are preferred.

7.4 Mezzanines, mechanical rooms, boiler rooms, and electrical rooms shall not be used for storage and must remain locked at all times.

7.5 Artwork and teaching materials may be attached directly to walls, but may not exceed 20 percent of any individual wall area.

7.6 Flame producing devices, such as scented candles, shall not be used in general classrooms. Exceptions include science and vocational classrooms where open flames are part of an experiment or curriculum.

7.7 Also prohibited are plug-in oil scent warmers/air fresheners/deodorizers that use electrical current to warm the fragrance. Plug-in air fresheners use heat to disperse a fragrance and in some cases fires have resulted from the usage of these products.



Program Name: Custodial Safety		
Origination Date: 04/29/09	Revision Date: 11/23/21	
Author: Mike Whitford	Revision No.: 05	Page 6

7.8 Electric space heaters shall be prohibited in schools except in emergency situations and with the authorization of Pitt County Schools Facilities Services Director.

7.9 Science chemical storage rooms shall be kept locked at all times.

7.10 Fire Exits and Fire Doors

7.10.1 Exit doors must be kept unlocked and shall not have any type of locking device (ex. chains, ropes, tape, etc.) that impedes safe exiting through a doorway.

7.10.2 Fire exits must never be obstructed, even temporarily.

7.10.3 Doors and exits shall have free and easy operation should an emergency evacuation be required. Any condition likely to interfere with safe exiting shall be reported to Facility Services for repair.

7.10.4 Exit doors and exit windows shall not be covered with or concealed by decorative or combustible materials such as drapes, curtains, blinds, paper covered doors, cardboard, etc.

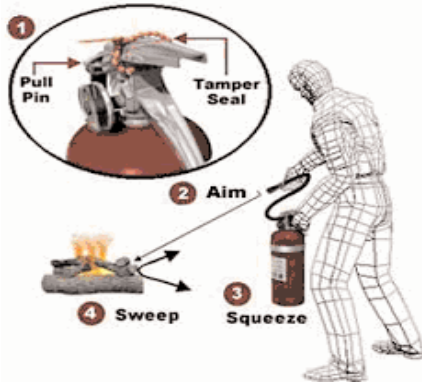
7.10.5 Corridors and stairwells shall be kept clear of combustibles and any materials that would delay or prohibit the exit of staff and students during a fire or emergency evacuation.

7.10.6 Magnetic door holders are found on corridor fire doors. Do not prop these doors open any other way. The magnetic door holders allow the doors to remain open until a fire alarm is activated and then automatically release allowing the doors to close and seal.

7.10.7 Vehicles, including motorcycles and scooters, shall not be parked near exterior doors as this may impede the flow of traffic from an exit.

7.11 Fire Extinguishers

7.11.1 Employees are not required to put out fires with fire extinguishers. If a fire is discovered, evacuate the building and dial 911.



If you must use a fire extinguisher, remember the **PASS** method:

Pull the pin
Aim the extinguisher nozzle at the base of the flames
Squeeze the trigger while holding the extinguisher upright
Sweep the extinguisher from side to side, covering the fire

7.11.2 Fire extinguishers shall not be obstructed or obscured from view.

7.11.3 Discharged fire extinguishers should be reported to Facility Services.

7.12 Automatic Fire Sprinkler Systems

Automatic Fire Sprinkler Systems are found at the following schools:

Ayden Elementary	Hope Middle
Chicod	Farmville Central High
Creekside Elementary	Hope Middle
D.H. Conley High	Lakeforest Elementary
Eastern Elementary	Ridgewood Elementary
Elmhurst Elementary	Sadie Sautler
	Wintergreen Intermediate

7.12.1 Items should not be hung or attached to sprinkler heads or piping.

7.12.2 Sprinkler heads should never be obstructed or tampered with in any manner.

7.12.3 Items should not be hung or stored within 18 inches of sprinkler heads.

7.12.4 Nothing should be stored directly in front of or beside the sprinkler system risers.



Program Name: Custodial Safety		
Origination Date: 04/29/09	Revision Date: 11/23/21	
Author: Mike Whitford	Revision No.: 05	Page 8

7.13 Fire Curtains

A fire curtain is found above the Auditorium Stage at South Central High School.

7.13.1 Nothing should be in the path of the fire curtain or on the stage below the fire curtain should an emergency occur.

7.13.2 The fire curtain shall not be tampered with in any way, including manually lowering the fire curtain.

8.0 ELECTRICAL SAFETY

Besides the risk of electrical shock, many fires are caused by electrical misuse or malfunction.

Electric current flows through the path of "least resistance". This path can be a custodian's body, such as when a defective piece of electrical equipment is handled when standing on a wet surface. The risk of shock is lessened by the use of a grounding plug or wire, which provides a better path.

8.1 Periodically examine permanent electrical cords on equipment and machinery and drop cords for breaks and fraying. Contact Facility Services to replace equipment cords if needed.

8.2 Always grasp the plug, not the cord, to unplug equipment.

8.3 A minimum of three feet of clearance is required in front of all electrical panels.

8.4 Extension Cords

8.4.1 Use extension cords only when necessary on a temporary basis.

8.4.2 Extension cords shall be of continuous length without any splicing.

8.4.3 Extension cords shall not be used in lieu of permanent wiring to connect permanently placed computers, appliances, and other electrical equipment. Use all existing electrical outlets first and when the number of power cords exceeds the number of available outlets then a surge protector is allowed.

8.4.4 Do not remove, bend, or modify any metal prongs or pins.

8.4.5 Do not run electrical cords or drop cords through doorways, windows, and holes in the ceiling, wall, or floors.



Program Name: Custodial Safety		
Origination Date: 04/29/09	Revision Date: 11/23/21	
Author: Mike Whitford	Revision No.: 05	Page 9

9.0 BLOODBORNE PATHOGENS

The Bloodborne Pathogens Program eliminates or minimizes exposure to bloodborne pathogens, such as Hepatitis B and HIV, and other infectious materials by:

- Educating all employees regarding policy and procedures related to exposure and infection control.
- Protect employees designated as "at occupational risk" from the health hazards associated with bloodborne pathogens.
- Providing appropriate treatment should an employee be exposed to bloodborne pathogens.

The full [Bloodborne Pathogens Program](#) can be seen on Pitt County Schools website or by contacting the Assistant Director of Facility Services. Shown below are some regulations that apply to custodians.

9.1 Universal Precautions

All human blood and bodily fluids such as blood, semen, and vaginal secretions are treated as if they are known to be infectious for Hepatitis B, HIV, and other bloodborne pathogens. In circumstances where it is difficult or impossible to differentiate between body fluid types, all body fluids are assumed to be potentially infectious.

9.2 Hepatitis B Vaccination

Custodians are given the opportunity to receive the Hepatitis B Vaccine, which is provided at no charge. The vaccination program consists of a series of three inoculations within a six-month period. The shots are followed up with a post-vaccination serology test. As a part of the bloodborne pathogens training, employees will receive information regarding Hepatitis B vaccination, including its safety and effectiveness.

9.3 Employees shall wash their hands or any other skin with soap and water, or flush mucous membranes with water immediately, or as soon as feasible, following contact with blood or body fluids. When hand washing facilities are not available, employees should use antiseptic hand cleaners or towelettes. When antiseptic cleaners or towelettes are used, employees should still wash their hands with soap and water as soon as possible.

9.4 Employees will wash their hands immediately or as soon as feasible, after removal of gloves or other Personal Protective Equipment (PPE) used in close proximity to bloodborne pathogens even if an exposure has not taken place.

9.5 Pitt County Schools will provide at no cost to the employee, appropriate Personal Protective Equipment (PPE) needed to protect employees against exposure.

10.0 BACK SAFETY AND PROPER LIFTING

Improper lifting techniques and excessive loads are one of the greatest causes of injuries. Get help if there is any doubt of your ability to lift an object. Follow the steps listed below when lifting and carrying objects.

1. First, make a preliminary “lift” to be sure that the load lifts easily with your lifting capacity. Get help if the weight, size, bulk, or shape of the article prevents you from maintaining balance and/or puts excessive strain on your back or abdominal muscles.
2. Place your feet close to the base of the object to be lifted.
3. Get a firm grip on the object.
4. Take a balanced stance; feet shoulder width apart.
5. Bend at the knees, not at the back. The leg muscles are bigger and stronger than the back muscles.
6. Keep your back straight.
7. Lift slowly and evenly with leg muscles and not with back muscles.
8. Keep objects as close to the body as possible.
9. Set objects down in the same manner as you picked them up, but in reverse.



- 10.1 Avoid twisting your back to turn when lifting. If you must change direction while lifting, pivot with your feet and turn your entire body to change direction.
- 10.2 Perform movements smoothly and gradually. Never run with a load.
- 10.3 Avoid wet and greasy hands when lifting.
- 10.4 Prior to adjusting or changing grip, set the object down.
- 10.5 When two or more persons are carrying materials, all should face forward whenever possible. If one must walk backward, be especially alert to slipping, tripping, or bumping hazards.



11.0 LADDERS

- 11.1 Inspect ladders before each use for any defects. Do not use any ladder with cracked or damaged rails, steps, or rungs. Defective ladders should be repaired or destroyed.
- 11.2 Fully extend the stepladder spreader and set the locking device before climbing.
- 11.3 When working on a ladder, do not work on the top step or cap.
- 11.4 All straight extension ladders must have nonskid feet.
- 11.5 Do not use a stepladder as an extension ladder.
- 11.6 Ascend or descend ladders one step at a time, facing the ladder, and using both hands. Follow the rule of keeping your belt buckle between the side rails.

Maintain 3 points of contact and control at all times.

- 11.7 Keep both feet on a ladder. Do not overreach.
- 11.8 Do not shift a ladder's position or "walk" a ladder while on it.
- 11.9 Desks and chairs shall not be used in lieu of ladders.

12.0 PERSONAL PROTECTIVE EQUIPMENT (PPE)

The Personal Protective Equipment (PPE) Program is required by Pitt County Schools for the protection of its employees. Personal Protective Equipment (PPE)



Program Name: Custodial Safety		
Origination Date: 04/29/09	Revision Date: 11/23/21	
Author: Mike Whitford	Revision No.: 05	Page 12

for the eyes, face, head, ears, extremities, and respiratory system shall be provided, used, and maintained when and where needed because of a hazard that cannot be eliminated or lessened with engineering controls and/or administrative controls.

Shown below are PPE regulations that apply to custodians.

- 12.1 ANSI Z87.1 approved safety glasses are required when exposed to the possibility of flying objects (ex. weed eating and pressure washing).
- 12.2 Non-latex gloves are to be utilized by custodial staff when in contact with cleaning chemicals.
- 12.3 When dealing with dusts or debris in work areas, dust masks may be worn as an optional piece of PPE. If you decide to use a dust mask, complete the Request for Voluntary Respirator Usage form located in the appendix.
- 12.4 Ear plugs will be provided as optional hearing protection for use when operating weed eaters and lawn mowers.

13.0 PRESSURE WASHER SAFETY

- 13.1 Wear safety glasses to protect your eyes.
- 13.2 Shut off the unit and open the trigger, to release the pressure before removing the spray tip or before servicing the unit.
- 13.3 Make sure that the water is running before starting the machine.
- 13.4 Do not point the spray gun at anyone or at any part of the human body.

Do not put your hand or fingers over the spray tip.
- 13.5 Do not attempt to operate the system without water or with an inadequate water supply.

14.0 ASBESTOS MANAGEMENT

Pitt County Schools has been inspected for asbestos following AHERA requirements.

Asbestos is harmful when you breathe it. When asbestos-containing materials are crushed they do not produce ordinary dust. Instead, the asbestos breaks into tiny, sharp microscopic fibers. The fibers are small enough to make it into your lungs. Asbestos is most hazardous when it crumbles easily or is "friable". Some materials are more friable than others. For example, sprayed on insulation is easily airborne,



Program Name: Custodial Safety		
Origination Date: 04/29/09	Revision Date: 11/23/21	
Author: Mike Whitford	Revision No.: 05	Page 13

but floor tile is not. It is important to remember that the more friable a substance, the greater the release of fibers and the greater the hazard.

Asbestos management plans detailing asbestos locations, asbestos descriptions, inspections, and response actions involving asbestos-containing materials, are to be maintained on-site for each facility with asbestos-containing materials. A master copy of each school’s asbestos management plan is located at Facility Services.

Note – All asbestos maintenance, repair, or removal activities are performed under contract with a qualified asbestos abatement contractor.

Note – If your facility was built prior to the late 1980’s, then it may have asbestos-containing materials within it.

The following asbestos-containing materials are present in various locations throughout Pitt County Schools:

9”X9” floor tile and associated adhesive	12”X12” floor tile and associated adhesive
Linoleum flooring	Flooring backing
Pipe Insulation, aircell pipe insulation, and hard pipe insulation	Cement pipes
Surfacing materials found in ceilings and walls	12”X12” ceiling tiles
Fire doors	Boiler insulation
HVAC duct insulation	Flexible fabric ductwork connections
Fireproofing materials	Laboratory hoods and tabletops
Fire curtains	Exterior sidings (cement panels)
Windowpane glazing and putty	

The above list of building materials is a sample representation of the most common forms of asbestos-containing building materials. Many other types of building materials not listed may also contain asbestos.

The [Asbestos Management Program](#) can be seen on Pitt County Schools website or by contacting the Assistant Director of Facility Services. Shown below are some regulations that apply to custodians.

- 14.1** Do not damage asbestos floor tile or ceiling tile. This includes no chipping, sanding, sawing, drilling, or scraping.



Program Name: Custodial Safety		
Origination Date: 04/29/09	Revision Date: 11/23/21	
Author: Mike Whitford	Revision No.: 05	Page 14

14.2 High-speed buffers and burnishers are prohibited on asbestos floor tile.

14.3 If damaged asbestos materials are found, notify the Environmental Specialist as soon as possible.

15.0 INDOOR AIR QUALITY (IAQ) AND MOLD

Indoor air quality (IAQ) refers to the quality of air inside a building as opposed to the quality of ambient air outside a building. The IAQ program helps monitor and improve the quality of air in school buildings. Pitt County Schools will try to reduce the levels of indoor air pollutants through preventive measures such as routine maintenance activities and periodic building evaluations and inspections.

Types of Air Pollutants and Potential Sources

<u>Pollutant</u>	<u>Potential Sources</u>
Combustion Byproducts	furnaces, generators, outdoor air, vehicles
Biological Contaminants	wet or damp materials, humidifiers, A/C coils or drain pans, damp duct insulation or filters, condensation, reentry of exhausts, bird droppings, cockroaches or rodents, animal dander, pollen, dust mites, body odors
Sewer Gas, VOCs, Methane	sewer drain leak, dry drain traps
Pesticides	termiticides, insecticides, rodenticides, fungicides, disinfectants, herbicides
Particles and Fibers	printing, paper handling, smoke and other combustion, deterioration of materials, construction or renovation, vacuuming, perfumes, and insulation.



Program Name: Custodial Safety		
Origination Date: 04/29/09	Revision Date: 11/23/21	
Author: Mike Whitford	Revision No.: 05	Page 15

Mold

Mold is a common indoor air quality complaint. Mold is found almost everywhere. Mold grows on any organic substance as long as moisture and oxygen are present. It is impossible to eliminate all indoor mold and mold spores, but mold growth can be controlled. Mold needs three things to survive:

Temperature (warmth)

Food (paper, cardboard, dirt, dust, ceiling tile, etc.)

Moisture (high humidity, water leaks, roof leaks)

Water intrusion can come from several sources. Usually it comes from plumbing and roof leaks. Other sources include backed-up drains, condensation on windows, excessive rain entering due to door and window openings, appliances such as refrigerators, extreme humidity, and when too much water is applied to tile or carpeted floors. When the moisture stops it does not mean that the mold has stopped growing.

- 15.1** Report all roof leaks to Facility Services as soon as possible.
- 15.2** Change ceiling tiles with visible water stains to prevent mold growth.
- 15.3** Clean up carpet spills as soon as possible to prevent mold growth. Carpets need to be cleaned and dried within 24 hours.
- 15.4** As soon as observed, remove mold from surfaces with the disinfectant provided by Facility Services.
- 15.5** Drain traps in sinks and floor drains can present a problem when water in the trap evaporates due to infrequent use, allowing sewer gasses to enter the room. At least once a week make sure that sinks and floor drains have water poured in. Run the sink for a while or pour water in the floor drain.
- 15.6** Make sure return grills in classrooms are not blocked. If they are blocked they will not remove the air within the classroom.
- 15.7** Do not store used mops, cleaning equipment, or chemicals in the air handler rooms.
- 15.8** Periodically clean ventilation diffusers and grills.

16.0 INTEGRATED PEST MANAGEMENT (IPM)

The Integrated Pest Management (IPM) Program manages pest activity in such a manner that provides the staff and students a healthy learning environment with limited exposure to pests and pesticides. This program strives to preserve the



Program Name: Custodial Safety		
Origination Date: 04/29/09	Revision Date: 11/23/21	
Author: Mike Whitford	Revision No.: 05	Page 16

integrity of the buildings and structures of the school and provide safe playing and athletic fields.

The full [Integrated Pest Management \(IPM\) Program](#) can be seen on Pitt County Schools website or by contacting the Environmental Specialist. Shown below are some regulations that apply to custodians.

- 16.1** Effective pest management should not rely entirely on the application of pesticides but rather a variety of techniques and devices. Some of these include sealing of cracks and crevices during renovations, improvement of surface water drainage off campuses, improved sanitation, and the removal of food and food products from the classrooms. Alternative methods of pest removal such as glue boards will be used when and where it is feasible.
- 16.2** Chemical pesticides will be applied according to need, not according to schedule. The determination to use pesticides will be based upon inspections and monitoring.
- 16.3** The following things can be done at the school level to prevent pest problems:
 - A.** Clean up spills immediately.
 - B.** Store all food items in tightly sealed containers.
 - C.** Do not store food products in classrooms.
 - D.** Ensure all exterior doors seal properly.
 - E.** Fix or report leaking water fixtures.
 - F.** Seal cracks and crevices around walls, pipes, and windows with caulking.
 - G.** Do not spray any pesticides in schools that have not been approved by Facility Services.
 - H.** Do not use pesticides in rooms occupied by people.
 - I.** Limit eating anywhere but the Cafeteria.
 - J.** Limit appliances in classrooms.
- 16.4** Classrooms, corridors, cafeterias, and other common areas will not be treated during school hours.



Program Name: Custodial Safety		
Origination Date: 04/29/09	Revision Date: 11/23/21	
Author: Mike Whitford	Revision No.: 05	Page 17

- 16.5 Custodians are not authorized to bring any pesticides onto school property other than those supplied by Facility Services.
- 16.6 For help with certain wildlife, (ex. cats, dogs, squirrels, snakes, and bats) schools should contact their local animal control officer.
- 16.7 Cardboard boxes should be removed as possible and products stored on shelving in open view. Cardboard is an excellent home for roaches.

17.0 PLAYGROUND SAFETY

Periodic playground inspections are conducted at each applicable facility by Facility Services following guidelines from the Consumer Product Safety Commission (CPSC) and the American Society for Testing and Materials (ASTM). Repairs are conducted based on the inspection results and periodic maintenance by Facility Services.

- 17.1 Custodians should conduct routine inspections of playgrounds checking for obvious hazards such as:
 - Damage or broken parts on equipment
 - Vandalism to equipment
 - Broken glass, trash, and animal feces
 - The need for raking surfacing material back under the fall zones of play equipment

If any of the above items are found they should be cleaned up, removed, or reported immediately to Facility Services before the playground is put in use for the day.

18.0 HEAT STRESS

Heat Rash also known as “prickly heat” can keep your body from releasing heat. Heat rash occurs in humid conditions when perspiration cannot evaporate from the skin. To prevent heat rash keep skin dry and clean and wear loose fitting clothing.

Sunburn can stop your body from thermo regulating efficiently. Skin that is already hot may not release body heat to the air. Sunburn may also lead to skin cancer over the long term. If you are sunburned, stay out of the sun as much as possible.

Dehydration can trigger a very dangerous chain reaction. When your body perspires, perspiration glands secrete salts and water onto your skin for evaporative cooling. You must replace these vital body fluids with 5 – 7 ounces of water every 15 – 20 minutes or risk dehydration. When you are dehydrated, your body stops perspiring and retains internal body heat. You risk hypothermia in



Program Name: Custodial Safety		
Origination Date: 04/29/09	Revision Date: 11/23/21	
Author: Mike Whitford	Revision No.: 05	Page 18

which heat overwhelms your body temperature control. Uncontrolled hypothermia can lead to heat exhaustion or heat stroke.

Note – Often your body needs fluids before you feel thirsty, so do not wait for thirst to drink fluids.

Note – Many people do not realize that a hot meal adds to body heat. Heavy meals can also reduce your ability to release heat because your blood flow is redirected to your stomach instead of to your skin for cooling. A light cool lunch may actually provide more work energy for the rest of the day.

Heat Cramps are severe muscle cramps. They occur when your body's cellular fluid is depleted through perspiration, cooling, or decreased mineral content. Heat cramps cause your arm, leg, or abdominal muscles to cramp while working or later while relaxing. If you are suffering from heat cramps, move into the shade and drink lightly salted water.

Heat Exhaustion occurs when your body's thermoregulation is overwhelmed but not completely broken down. Since perspiration glands have secreted salts and water onto your skin for cooling, fluid loss increases, and blood volume drops. You may suffer headache and nausea and eventually collapse. During heat exhaustion, pain from heat cramps is possible. You may risk heat stroke if you do not take action. Victims of heat exhaustion must be given immediate medical attention.

Heat Stroke is the most severe of the heat disorders. Heat stroke is a life-threatening emergency that requires immediate medical attention. Outwardly a victim may experience heat cramps or heat exhaustion, and then fall into a rapid physical and mental decline. Heat stroke victims must be given immediate medical attention.

18.1 Do not drink liquids that contain caffeine or large amounts of sugar as these actually cause you to lose more body fluids.

18.2 Limit your outdoor activity to morning and late evening hours.

18.3 Try to rest often in shady areas.

19.0 COLD STRESS

19.1 Wear proper clothing for cold, wet, and windy conditions, including layers that can be adjusted to changing conditions.

19.2 In extremely cold conditions take frequent, short breaks in warm dry shelters to allow your body to warm up.



Program Name: Custodial Safety		
Origination Date: 04/29/09	Revision Date: 11/23/21	
Author: Mike Whitford	Revision No.: 05	Page 19

19.3 Try to schedule work for the warmest part of the day.

19.4 Avoid exhaustion or fatigue because energy is needed to keep muscles warm.

20.0 LOCKOUT/TAGOUT

The Lockout/Tagout standard establishes a program that will protect employees from the dangers of stored energy in machinery or equipment or in the event of an unexpected start up while machinery is in service. This could potentially affect any Pitt County Schools employee, including custodians.

Lockout is accomplished by installing a lockout device (commonly a lock, but could also be a block, chain, or other means of lockout) at the power source so that equipment powered by that source cannot be operated.

20.1 Only trained and qualified employees will be allowed to lockout electrical equipment. This will usually include only Facility Services or a Facility Services contractor.

20.2 All other employees must follow precautions and warnings near locked out electrical equipment. Only the person who attached the lock or tag may restart the equipment.

21.0 CONFINED SPACES

A confined space is defined as a space that is large enough for an employee to enter, has restricted means of entry or exit, and is not designed for continuous employee occupancy. Generally, this regulation will not affect employees, but employees should be aware of confined spaces within our facilities, such as boilers, hot water tanks, sewer manholes, and pipe tunnels.

Confined Spaces are potentially hazardous because of the following variables:

- **Oxygen deficiency** that is less than 19.5% of the air. At 16% a person will feel disoriented and between 8% and 12% will generally become unconscious.
- **Combustible materials** stored in confined spaces pose a fire hazard because trapped fumes and vapors can cause them to ignite.
- **Toxic air contaminants** occur from chemicals located within the confined space and have nowhere else to go.
- **Physical hazards** include steam lines, machinery, equipment with moving parts, electrical equipment, and others.



Program Name: Custodial Safety		
Origination Date: 04/29/09	Revision Date: 11/23/21	
Author: Mike Whitford	Revision No.: 05	Page 20

Only trained and qualified employees are allowed to enter confined spaces. This will usually include only Facility Services or a Facility Services contractor. General employees do not usually perform duties that require confined space entry.

22.0 ENERGY SAVING STRATEGIES

- 22.1 Keep exterior doors closed when air conditioning is running. If you open classroom doors while the air conditioning is running you are letting heat and humidity into the building and forcing the system to work harder to remove it.
- 22.2 Check that all doors and windows are closed properly.
- 22.3 Turn the lights off when a room is unoccupied.
- 22.4 Turn off auditorium, gymnasium, and sports field lighting when not in use.
- 22.5 Turn off televisions and VCRs when not in use. Like the lights, leaving equipment running when not in use wastes energy.
- 22.6 Unplug appliances such as televisions and VCRs over the summer. Appliances like these draw a small amount of power even when turned off. Although the savings on each appliance is small, the number of TVs and VCRs throughout the county magnifies it.

23.0 DEFINITIONS

Acidity – A measure of the acid strength of a chemical, which has a pH of less than 7.

Adhesive – A substance that causes materials to stick together, such as glue. Most commonly found in conjunction with floor tile, wall tile, and cove base. Floor tile glue is commonly called “mastic”.

AHERA – Asbestos Hazard Emergency Response Act.

Algae – Very small plants that cause green or brown "scum" on water or damp surfaces.

Alkalinity – A measure of the caustic or basic strength of a chemical, which has a pH of more than 7.

Asbestos – A general name given to naturally occurring minerals that possess a unique crystalline structure that is separable into fibers. When fibers are present in the air, they are normally invisible to the naked eye. Asbestos is heat resistant, chemical resistant (particularly to acids), bacterial resistant, pliable, very strong, is



Program Name: Custodial Safety		
Origination Date: 04/29/09	Revision Date: 11/23/21	
Author: Mike Whitford	Revision No.: 05	Page 21

fire resistant, and has excellent insulating properties. Asbestos is used in many building products such as floor tile and pipe insulation. Asbestos in Pitt County Schools is found in facilities built before the mid 1980's.

Asbestos-Containing Material – Any material or product that contains more than 1% asbestos.

Bacteria – Tiny, living organisms that can only be seen under a microscope. Bacteria often cause disease.

Bactericide – Any substance that will kill bacteria.

Bloodborne Pathogens – Pathogenic microorganisms that are present in human blood and can cause disease in humans. These pathogens include, but are not limited to, the Hepatitis B Virus (HBV) and the Human Immunodeficiency Virus (HIV).

CO² Fire Extinguisher – Carbon dioxide fire extinguisher. A colorless, odorless, and electrically nonconductive inert gas that should be used for extinguishing electrical fires.

Concentrate – An undiluted substance.

Confined Space – A space that is large enough for an employee to enter, has restricted means of entry or exit, and is not designed for continuous employee occupancy. Examples of a confined space include: boilers, man holes, and pipe tunnels.

Corrosion – Eating or wearing away of a material by chemical action.

Efflorescence – A white, powdery, or crystalline substance found on concrete, masonry, and plaster. Efflorescence appears when water evaporates through a wall, floor, or ceiling bringing the salts to the surface. If found indoors it can indicate a potential moisture problem.

Flammable Liquid

Class IA – Flash point less than 73° F, boiling point less than 100° F.
(Ex. Petroleum ether and Pentane)

Class IB – Flash point less than 73° F, boiling point equal to or greater than 100° F. (Ex. Gasoline and Toluene)

Class IC – Flash point equal to or greater than 73° F, but less than 100° F.
(Ex. Xylene)



Program Name: Custodial Safety		
Origination Date: 04/29/09	Revision Date: 11/23/21	
Author: Mike Whitford	Revision No.: 05	Page 22

Flammable Solid – A non-explosive material that is capable of producing fire as a result of friction or heat retained from production.

Flash Point – The minimum temperature at which a liquid produces a sufficient concentration of vapor above it that it forms an ignitable mixture with air. The source of ignition need not be an open flame, but could be for example, the surface of a hot plate, or a steam pipe.

Hazardous Chemical – Any chemical that presents a physical or health hazard to an employee.

Humidity – Moisture contained in the air. Most notable during the summer months.

IAQ – Indoor Air Quality

IPM – Integrated Pest Management. A system of controlling pests in which pests are identified, action thresholds are considered, all possible control options are evaluated and selected controls are implemented. Control options, which include biological, chemical, cultural, and mechanical methods, are used to prevent or remedy unacceptable pest activity or damage. Choice of control options is based on effectiveness, environmental impact, site characteristics, worker/public health, safety, and economics. **Integrated Pest Management is proactive rather than reactive.**

Means of Egress – A continuous and unobstructed way of travel from any point in a building or structure to a public way consisting of three separate and distinct parts: (1) the exit access, (2) the exit, and (3) the exit discharge.

Exit Access – The portion of an exit route that leads to an exit.

Exit Discharge – The part of the exit route that leads directly outside or to a walkway, refuge area, public way, or open space with access to the outside.

Mold – Types of fungi that grow on almost any substance, providing that moisture is present, and can be found almost anywhere. Mold is unsightly, can cause odor, and can cause allergic reactions in susceptible individuals.

NC-DPI – North Carolina Department of Public Instruction

NFPA – National Fire Protection Association. A standards organization whose aims are to promote and improve fire protection and prevention.

OSHA – Occupational Safety and Health Administration. A federal agency under the Department of Labor that publishes and enforces safety and health regulations.



Program Name: Custodial Safety		
Origination Date: 04/29/09	Revision Date: 11/23/21	
Author: Mike Whitford	Revision No.: 05	Page 23

pH – A number describing the acidity or alkalinity of water. The scale ranges from 1 to 14, with 7 as the neutral point. pH 1 to 4 is strongly acidic, and pH 11 to 14 is highly alkaline.

SDS – Safety Data Sheet. A document which describes pertinent information related to the use of a chemical product, including its physical and health hazards, the permissible exposure level, precautions for safe handling, spill cleanup, emergency and first aid procedures, Personal Protective Equipment (PPE) needs, and the name and telephone number of who can be contacted to obtain emergency procedures or other related information.

Sprinkler System – An integrated system of piping and sprinklers installed in an area or building to suppress or extinguish a fire when activated.

24.0 REFERENCE DOCUMENTS

Brevard County Schools – Viera, FL. (2010). **Custodial Procedures.**

Broward County Schools – Fort Lauderdale, FL. (2006). **Facilities Servicepersons Guidelines and Procedures Handbook.**

Centers for Disease Control and Prevention. **Tips for Prevention of Heat-Related Stress.**

Jefferson County Public Schools – Louisville, KY. (2007). **Housekeeping Standard Operating Procedures.**

National Fire Protection Association. **NFPA 10 Standard for Portable Fire Extinguishers.**

National Fire Protection Association. **NFPA 17A Standard for Wet Chemical Extinguishing Systems.**

National Fire Protection Association. **NFPA 101 Life Safety Code.**

North Carolina Occupational Safety and Health Administration. **Occupational Safety and Health Standards for General Industry: 1910.106, Flammable/Combustible Liquids.** Raleigh, NC: N.C. Department of Labor.

North Carolina Occupational Safety and Health Administration. **Occupational Safety and Health Standards for General Industry: 1910.157, Portable Fire Extinguishers.** Raleigh, NC: N.C. Department of Labor.

Pitt County Schools – Greenville, NC. **Facility Services Standard Operating Procedures.**



Program Name: Custodial Safety		
Origination Date: 04/29/09	Revision Date: 11/23/21	
Author: Mike Whitford	Revision No.: 05	Page 24

Seminole County Public Schools – Sanford, FL. **Custodial Handbook.**

Union County Public Schools – Monroe, NC. (2008). **Custodial Handbook.**

APPENDIX

1. [Monthly Exit Sign and Emergency Light Log](#)
2. [Consent and Release for Hepatitis B Vaccination](#)
3. Request for Voluntary Respirator Usage
4. School Asbestos Inventory



MONTHLY EXIT SIGN AND EMERGENCY LIGHT LOG

Identification #	LOCATION	WORKING?	COMMENTS
EL-01	Hallway near Classroom 102	Yes	Example

SCHOOL: _____

INSPECTED BY: _____

DATE: _____

Abbreviation "ES" shall refer to Exit Signs
 Abbreviation "EL" shall refer to Emergency Lighting
 Abbreviation "ES / EL" shall refer to an Exit Sign / Emergency Lighting combo unit



Consent and Release for Hepatitis B Vaccination

Who Should Consider Receiving The Hepatitis B Vaccine?

In accordance with OSHA's regulations, Pitt County Schools is offering the HBV vaccine free of charge to all employees who may be exposed to human blood or other potentially infectious materials, and may result in possible exposure to bloodborne pathogens. The following job classifications are included:

• First Aid Responder	• Plumber
• Health Occupations Teacher	• Bus Driver and Bus Monitor of exceptional children
• School Health Nurse	• Athletic Coach and Trainer
• Custodian	• Designated Violence Intervention Personnel
• Exceptional Children Teacher and Teacher Assistant	• Social Worker

Who Should Not Get The Hepatitis B Vaccine?

• Anyone allergic to yeast	• Pregnant or breast-feeding mothers
• Employees that have already received the Hepatitis B Vaccine	

Vaccination Process

1. The employee will sign the Consent and Release for Hepatitis B Vaccination form as either accepting or declining. Please send the completed form to Mike Whitford – Assistant Director of Facility Services.
2. Upon receipt of the above-mentioned consent form, the employee will be sent a signed Hepatitis B Vaccination Verification sheet. This will serve as notification to the Pitt County Health Department that the employee is currently employed with Pitt County Schools.
3. When the employee receives the Hepatitis B Vaccination Verification sheet, they will then contact the Pitt County Health Department (252-902-2449) to establish an appointment for the administration of the Hepatitis B vaccination. **The employee will take the Hepatitis B Vaccination Verification sheet to their appointment at the Pitt County Health Department.** Prior to both the second, third, and fourth appointments, the employee will need to contact the Assistant Director of Facility Services to receive a new Hepatitis B Vaccination Verification for each appointment.

TO ACCEPT VACCINE

I understand that due to my potential occupational exposure to blood or other potentially infectious materials I may be at risk of being infected by the Hepatitis B Virus (HBV). This is to certify that I have been informed about the symptoms and the hazards associated with these viruses, as well as the modes of transmission of bloodborne pathogens. I have been given the opportunity to be vaccinated with Hepatitis B vaccine, at no charge to myself. In addition, I have received information regarding the Hepatitis B (HBV) vaccine. Based on the training I have received, I am making an informed decision to accept the Hepatitis B (HBV) vaccine. I understand I am responsible to schedule and complete the recommended series of shots.

Printed Name: _____ Signature: _____ Date: _____

School: _____

TO DECLINE VACCINE

I understand that due to my occupational exposure to blood or other potentially infectious materials I may be at risk of acquiring Hepatitis B virus (HBV) infection. I have been given the opportunity to be vaccinated with hepatitis B vaccine, at no charge to myself. However, I decline Hepatitis B vaccination at this time. I understand that by declining this vaccine, I continue to be at risk of acquiring Hepatitis B, a serious disease. If in the future I continue to have occupational exposure to blood or other potentially infectious materials and I want to be vaccinated with Hepatitis B vaccine, I can receive the vaccination series at no charge to me.

Printed Name: _____ Signature: _____ Date: _____



PITT COUNTY SCHOOLS REQUEST FOR VOLUNTARY RESPIRATOR USAGE

Information for Employees Using Respirators or Dust Masks When Not Required Under the Respiratory Protection Standard

Respirators are an effective method of protection against designated hazards when properly selected and worn. Respirator use is encouraged, even when exposures are below the exposure limit, to provide an additional level of comfort and protection for workers. However, if a respirator is used improperly or not kept clean, the respirator itself can become a hazard to the worker. Sometimes, workers may wear respirators to avoid exposures to hazards, even if the amount of hazardous substance does not exceed the limits set by OSHA standards. If your employer provides respirators for your voluntary use, or if you provide your own respirator, you need to take certain precautions to be sure that the respirator itself does not present a hazard.

You should do the following:

1. Read and heed all instructions provided by the manufacturer on use, maintenance, cleaning and care, and warnings regarding the respirator's limitations.
2. Choose respirators certified for use to protect against the contaminant of concern. NIOSH certifies respirators. A label or statement of certification should appear on the respirator or respirator packaging. It will tell you what the respirator is designed for and how much it will protect you.
3. Do not wear your respirator into atmospheres containing contaminants for which your respirator is not designed to protect against. For example, a respirator designed to filter dust particles will not protect you against gases, vapors, or very small solid particles of fumes or smoke.
4. Keep track of your respirator so that you do not mistakenly use someone else's respirator.

For clarification, dust masks are considered a respirator. At this time, Pitt County Schools does not have any job functions that require respirators. Dust Masks are provided, but are to be used only voluntarily.

I am voluntarily using a respirator / dust mask and have read the above explanation of voluntary respirator usage.

Sign

Date

Print Name

A.G. Cox

<u>ID Number</u>	<u>Material</u>	<u>Building</u>	<u>Location</u>	<u>Result</u>
740-302-01	Ceiling material	200 Wing	Mechanical Room 3	Negative
740-302-02				
740-302-04	TSI straight runs and elbows	Main Facility	Crawl space of 1935 Section	Assumed
740-302-05-02	2'X2' white ceiling tile	Main Facility	Media Center	Negative
740-302-06-01	TSI elbow	Main Facility	Media Center	Positive
740-302-07-01	12"X12" olive floor tile and mastic	Main Facility	Room 101 (Same as rest of building)	Assumed tile Assumed mastic
740-302-08-03	2'X4' white ceiling tile	Main Facility	Throughout the 100 Wing	Negative
740-302-09-02	2'X4' ceiling tile	Main Facility	Room 107	Negative
740-302-10-02	2'X4' ceiling tile	Main Facility	Main Hallway in the 1935 Section	Negative
740-302-11-01	TSI elbow	Main Facility	Gym equipment room	Positive
740-302-12-01	Cloth gaskets on the HVAC ductwork	200 Wing	Mechanical Rooms 2-5 in the 1972 Section of the 200 Wing	Positive
740-302-13-02	TSI elbow on the supply line	200 Wing	Mechanical Rooms 2 and 3	Negative
740-302-14-02	2' X2' white ceiling tile	200 Wing	Throughout the 200 Wing	Negative
740-302-15-01	12"X12" off white floor tile and mastic	200 Wing	Throughout the 1972 Section of the 200 Wing	Positive tile Assumed mastic
740-302-16-01	12"X12" off white floor tile and mastic	200 Wing	Music Room	Negative
740-302-18-01	9"X9" green floor tile and mastic	120 Wing	Throughout the 120 Wing	Positive tile Assumed mastic
740-302-19-01	9"X24" black border floor tile and mastic	120 Wing	Throughout the 120 Wing	Positive tile Assumed mastic
740-302-20-03	12"X12" green floor tile and black mastic	Main Facility	Throughout the 1935 Section	Tile Positive Mastic Positive
740-302-21-01	Surfacing material	120 Wing	Above drop ceiling in hallway of 120 Wing	Positive
740-302-29-01	TSI elbow	200 Wing	In conjunction with the boiler	Negative
740-302-30-01	TSI elbow	200 Wing	In conjunction with the hot water heater	Negative
740-302-31	5 Fire doors	Main Facility	Throughout the 1935 Section	Assumed
740-302-32				
740-302-33				
740-302-34-03	Tarpaper covered by 12"X12" green floor tile	Main Facility	Throughout the 1935 Section	Positive


A.G. Cox

<u>ID Number</u>	<u>Material</u>	<u>Building</u>	<u>Location</u>	<u>Result</u>
740-302-35-01	9"X9" light brown floor tile and black mastic	120 Wing	Athletic storage room in the Gym	Tile Positive Mastic Positive
740-302-36	Various size transite panels	Main Facility	Above and below the windows throughout the 100, 120, and 200 Wings	Assumed
740-302-40-02	Light gray boiler insulation	120 Wing	Gymnasium boiler room of the 1965 Section	Negative
740-302-41-02	12"X12" off-white floor tile and black mastic	200 Wing	Classroom 215	Negative
740-302-42-03	Exterior gray window glazing	120 Wing	Throughout the 120 Wing	Positive
740-302-43-02	12"X12" light green floor tile and mastic	120 Wing	Hallways of the 120 Wing	Negative tile Positive mastic
740-302-44-02	12"X12" black border floor tile and mastic	120 Wing	Hallways of the 120 Wing	Positive tile Positive mastic
740-302-45	Exterior window glazing	120 Wing	Throughout the Gymnasium, Locker Rooms, and adjoining rooms	Negative
740-302-46-02	Exterior gray window glazing	200 Wing	Throughout the 200 Wing	Positive
740-302-47-02	Brown felt paper under 12"X12" green floor tile	Main Facility	Throughout 100 Wing	Negative
740-302-48-02	White plaster wall material	Main Facility	Media Center	Negative
740-302-49-02	Off-white ceiling plaster	200 Wing	Mechanical rooms throughout 200 Wing	Negative
740-302-50-02	Hard elbow and elbow jacket	200 Wing	Mechanical Room 2 and 3 in the 200 Building	Negative
740-302-51	Chalkboards and chalkboard mastic	Main Facility	Classrooms 100-103, 105, 106, 108, 109, and 111	Assumed
740-302-52	Chalkboards and chalkboard mastic	120 Wing	Classrooms 120, 122, 123-126	Assumed
740-302-53	Laboratory countertop	Main Facility	Classroom 108	Assumed
740-302-54	Rope gaskets on the boiler	200 Wing	Boiler Room in the 200 Wing	Assumed
740-302-55-02	Exterior light gray window glazing	120 Wing	Throughout Gymnasium and Locker Rooms	Negative
740-302-56-02	12"X12" white ceiling tile	Main Facility	Above drop ceiling throughout 100 Wing	Negative
740-302-57	Assumed asbestos containing exterior 4'X2' gray soffit panels	200 Wing	Exterior soffit panels throughout the 200 Wing (1972 Section)	Assumed
740-302-58-02	Black roof shingles	Main Facility	On 100 Wing	Negative
740-302-59-02	Brown cove base mastic	Main Facility	Throughout 100 Wing	Negative
740-302-60-02	Brown cove base mastic	120 Wing	Throughout 120 wing	Negative

A.G. Cox

<u>ID Number</u>	<u>Material</u>	<u>Building</u>	<u>Location</u>	<u>Result</u>
740-302-61-02	Two-layer light tan and brown cove base mastic	200 Wing	Throughout 200 wing	Negative
740-302-62				
740-302-63-02	Exterior side gray door caulk on exterior doors	100 Wing	Throughout 100 Wing	Negative
740-302-64-02	Exterior side, gray door caulk on exterior doors	120 Wing	Throughout 120 Wing	Positive
740-302-65-02	Exterior side, gray window caulk	100 Wing	Throughout 100 Wing	Negative
740-302-66-02	Exterior side, white window caulk	120 Wing	Throughout 120 wing	Positive
740-302-67-02	Exterior side, gray window caulk	200 Wing	Throughout the 1972 Section of the 200 Wing	Positive
740-302-68-02	Exterior side, gray window caulk	Gymnasium	Throughout the Gymnasium	Negative
740-302-69-02	Exterior side, white door caulk on exterior doors	200 Wing	Throughout the 1972 Section of the 200 Wing	Negative
740-302-70-02	Exterior side, off-white door caulk on exterior doors	Gymnasium	Throughout the Gymnasium	Negative
740-302-71-02	Interior side door caulk on exterior doors	100 Wing	Throughout 100 Wing	Negative
740-302-72-02	Interior side window caulk	100 Wing	Throughout 100 Wing	Negative
740-302-73-02	White wall plaster	100 Wing	Throughout 100 Wing	Negative
740-302-74-02	Interior side door caulk on exterior doors	200 Wing	Throughout 200 Wing	Negative
740-302-75-02	Interior side, light gray window caulk	200 Wing	Throughout 200 wing	Negative
740-302-76-02	Interior side, white door caulk on exterior doors	Gymnasium	Throughout the Gymnasium	Negative
740-302-77-02	Interior side, white window caulk	Gymnasium	Throughout the Gymnasium	Negative
740-302-78-02	Interior white door caulk	100 Wing	Throughout 100 Wing	Negative
740-302-79-02	Interior light gray door caulk	200 Wing	Throughout 200 Wing	Negative
740-302-80-02	Interior white door caulk	Gymnasium	Throughout the Gymnasium	Negative
740-302-81-03	White ceiling surfacing	Gymnasium	Old Boiler Room and Locker Rooms	Negative
740-302-82-01				

Updated 02/05/21

Positive or assumed = 

Negative = 

Removed = 


Ayden Elementary

<u>ID Number</u>	<u>Material</u>	<u>Building</u>	<u>Location</u>	<u>Result</u>
740-304-01	TSI elbows	Main Facility	Above drop ceiling throughout entire Main Facility in the 1957 Section	Positive
740-304-02	TSI straight runs	Main Facility	Above drop ceiling throughout entire Main Facility in the 1957 Section	Positive
740-304-03	2'X2' ceiling tile	Main Facility	Hallway of Main Facility in the 1957 Section	Negative
740-304-04-04	12"X12" white floor tile and black mastic	Main Facility	Throughout D wing	Negative tile Negative mastic
740-304-05	12"X12" white floor tile and black mastic	Main Facility	Multipurpose Room and Dining Room	Negative tile Positive mastic
740-304-06-04	12"X12" dark brown floor tile and black mastic	Main Facility	Throughout D wing	Negative tile Negative Mastic
740-304-08	Cloth gasket on the HVAC duct	Main Facility	Above ceiling on the HVAC duct in Classroom D-12 of main facility	Assumed
740-304-09	Plaster ceiling	Main Facility	Storage area adjacent to Room 7 in the 1957	Negative
740-304-11	Sprayed on ceiling	Main Facility	Room 6 of 1957 Section	Negative
740-304-12	Ceiling samples	Main Facility	Room 7 of 1957 Section	Negative
740-304-13	9"X9" white floor tile and assumed asbestos containing mastic	Main Facility	Classroom B-6 under VCT	Positive tile Assumed mastic
740-304-14	9"X9" red floor tile and assumed asbestos containing mastic	Main Facility	Classroom B-5 under VCT	Positive tile Assumed mastic
740-304-15	9"X9" black border floor tile and assumed mastic	Main Facility	Classroom B-5 under VCT	Positive tile Assumed mastic
740-304-16	3 fire doors	Main Facility	Throughout the B, C, and D Wings	Assumed
740-304-17	White troweled on ceiling material	Main Facility	Classrooms C-1 through C-4	Negative
740-304-19	12"X12" white floor tile and black mastic	Main Facility	Under 12"X12" non-asbestos white floor tile installed in 2008 throughout the Cafeteria	Negative tile Positive mastic

Ayden Elementary

<u>ID Number</u>	<u>Material</u>	<u>Building</u>	<u>Location</u>	<u>Result</u>
740-304-21	12"X12" dark brown floor tile and black mastic	Main Facility	C-1 through C-4 and associated offices, D-8 and associated offices, B, C, and D Wing Storage Rooms, B Wing Custodial Closet, and hallways of the B, C, and D Wings	Negative tile Positive mastic
740-304-23	Exterior window glazing	Main Facility	Throughout the B, C, and D Wings	Positive
740-304-24-02	9"X9" tan floor tile and mastic	Main Facility	HVAC closet in large Guidance Counselor's Office	Positive tile Positive mastic
740-304-25	Assumed 12"X12" light green floor tile and black mastic		Restroom in the Teachers Lounge in the D Wing	Assumed tile Assumed mastic
740-304-26-01	Assumed 12"X12" light green floor tile and mastic		B-7	Assumed tile Assumed mastic
740-304-27-01	Assumed 12"X12" black border floor tile and mastic		B-7	Assumed tile Assumed mastic
740-304-28-04	White plaster ceiling	Main Facility	Classrooms D-9 through D-12	Negative
740-304-29-03	Brown cove base mastic	Main Facility	Throughout the B, C, and D Wings	Negative
740-304-37	Exterior white corrugated fascia border		Throughout the D Wing	Assumed
740-304-38-02	Dark brown bulletin board mastic	Main Facility	Throughout the B, C, and D Wings	Negative

Updated 07/20/20

Positive or assumed = 

Negative =

Removed = 

Ayden Grifton High

<u>ID Number</u>	<u>Material</u>	<u>Building</u>	<u>Location</u>	<u>Result</u>
740-309-01	TSI elbows	Main Facility	Main Mechanical Room	Negative
740-309-02	Thermal system insulation on the hot water tank	Main Facility	Main Mechanical Room	Positive
740-309-03	2'X2' ceiling tile	Main Facility	Main Office and hallway in front	Negative
740-309-04	12"X12" beige floor tile and black mastic	Main Facility	Throughout Main Facility	Positive tile Positive mastic
740-309-05	12"X12" white wall tile	Main Facility	Classroom 602 B	Negative
740-309-06	Troweled on ceiling surfacing	Main Facility	Auditorium	Positive
740-309-07	6 fire doors	Main Facility	Throughout Main Facility	Assumed
740-309-08	Various size transite panels	Main Facility	Below the windows	Assumed
740-309-09	Light gray window glazing	Main Facility	Throughout Main Facility	Positive
740-309-10	Light gray hard elbow			Negative
740-309-11-03	White plaster ceiling	Main Facility	Throughout the Mechanical Rooms	Negative
740-309-13-03	Brown cove base mastic	Main Facility	Throughout Main Facility	Negative
740-309-14	Black mastic on insulation jacket	Main Facility	Thermal insulation on all hot and cold water lines throughout	Positive
740-309-15	Laboratory counter tops	Main Facility	Classrooms 201-204	Assumed
740-309-16	Transite panels lining the laboratory fume hood	Main Facility	Classroom 202	Assumed
740-309-17-02	Light brown chalkboard/bulletin board mastic	Main Facility	Throughout Main Facility	Negative
740-309-18	Black mirror mastic	Main Facility	Throughout Main Facility	Positive
740-309-19-02	Expansion joint material	Main Facility	Near the window wall in the Auto Lab	Negative

Updated 03/31/20

Positive or assumed =

Negative =

Removed =



Belvoir Elementary

<u>ID Number</u>	<u>Material</u>	<u>Building</u>	<u>Location</u>	<u>Result</u>
740-310-01	TSI elbows	Main Facility	Left side HVAC room adjacent to the Media Center	Negative
740-310-02	2'X2' ceiling tile	Main Facility	Hallway in front of the Media Center	Negative
740-310-03	12"X12" gold floor tile & black mastic	Main Facility	Throughout the 1976 Section of the 100 Wing	Positive tile Positive mastic
740-310-04	12"X12" white floor tile and mastic	Main Facility	Teachers lounge	Positive tile Positive mastic
740-310-05	2'X4' white ceiling tile	Main Facility	Hallways and Room 210	Negative
740-310-06-03	12"X12" ceiling tile	Main Facility	Teachers lounge across from Room 11	Negative
740-310-07	12"X12" white floor tile and black mastic	Main Facility	Classroom 31	Positive tile Positive mastic
740-310-15	Aircell straight runs	Main Facility	Boiler Room	Positive
740-310-16	TSI elbow	Main Facility	Rear northwest corner adjacent to the floor in the Boiler Room	Negative
740-310-17	TSI elbow	Main Facility	Boiler room	Positive
740-310-18	TSI elbow	Main Facility	Top of the boiler in the Boiler Room	Negative
740-310-19	Boiler tank insulation	Main Facility	Adjacent to the Kitchen	Positive
740-310-20-02	9"X9" green floor tile and black mastic	Main Facility	Classrooms 401-403 and the Gymnasium lobby	Positive tile Positive mastic
740-310-21	9"X9" tan floor tile and mastic	Main Facility	Classrooms 401-403 and the Gymnasium lobby	Positive tile Positive mastic
740-310-22	9"X9" gray floor tile and mastic	Main Facility	Gymnasium	Assumed tile Assumed mastic
740-310-23	2'X2' ceiling tile	Main Facility	Dining Room	Negative
740-310-24	12"X12" gray floor tile and black mastic	Main Facility	Cafeteria and adjoining hallway	Positive tile Positive mastic
740-310-25	12"X12" ceiling tile	Main Facility	Kitchen	Assumed
740-310-26	TSI steam line	Main Facility	Dry Storage	Assumed
740-310-27	9"X9" black floor tile and mastic	Main Facility	Classroom 303	Positive tile Assumed mastic
740-310-28	9"X9" white floor tile and mastic	Main Facility	Classroom 303	Positive tile Assumed mastic

Belvoir Elementary

<u>ID Number</u>	<u>Material</u>	<u>Building</u>	<u>Location</u>	<u>Result</u>
740-310-29	12"X12" off white floor tile and black mastic	Main Facility	Hallways of the 200 and 300 Wings	Positive tile Positive mastic
740-310-30-03	TSI elbow	Main Facility	Above the drop ceiling in the hallway	Negative
740-310-31	TSI elbow	Main Facility	Below the drop ceiling in the hallway	Negative
740-310-32	(4) fire doors	Main Facility	Main hallway of the 200 and 300 Section	Positive
740-310-33	9"X9" tan floor tile and black mastic	Main Facility	Men's Restroom and Women's Restroom in the 200 Wing	Positive tile Assumed mastic
740-310-34	12"X12" white ceiling tile	Main Facility	Foyer of the old gymnasium	Negative
740-310-35	12"X12" black floor tile, yellow mastic, and black mastic	Main Facility	Ends of the four 1952 section hallways	Negative tile Negative yellow Positive black
740-310-37	2'X4' white ceiling tile	Main Facility	Throughout the 1952 section	Negative
740-310-40	Exterior gray window glazing	Main Facility	Throughout the Gymnasium section	Positive
740-310-41	12"X12" green floor tile and mastic	Main Facility	Classroom 403, Kiln Room, and Gymnasium lobby	Negative tan mastic Positive tile Negative black mastic
740-310-45	Chalkboard black mastic	Main Facility	Throughout the 100 wing	Negative
740-310-46	9"X9" green floor tile and mastic	Main Facility	Classroom 300	Assumed tile Assumed mastic
740-310-47	Chalkboards and chalkboard mastic	Main Facility	Classrooms 200, 201, 207, and 300-306	Assumed
740-310-48	Transite panels above the drop ceiling on the exterior and corridor walls	Main Facility	Classrooms 300-306	Assumed
740-310-49	12"X12" white ceiling tile	Main Facility	New section of the dining room	Negative
740-310-50	Exterior white decorative fascia border	Main Facility	Below the roof line around the 300 Wing	Assumed
740-310-51-02	Tan cove base mastic	Main Facility	100 Wing	Negative
740-310-52-02	Tan cove base mastic	Main Facility	400 Wing	Negative
740-310-53-02	Black shingles	Main Facility	EXTERIOR - 200 Wing Roof	Negative
740-310-55-02	12"X12" gold floor tile & black mastic	Main Facility	Classrooms 104/105 through 111 and the adjoining hall.	Negative tile Negative mastic

Belvoir Elementary

<u>ID Number</u>	<u>Material</u>	<u>Building</u>	<u>Location</u>	<u>Result</u>
740-310-56	Gray window glazing	Main Facility	Counselor's Offices	Positive
740-310-57-02	Black roofing material	Main Facility	On top of the Boiler Room and above the drop ceiling near the Custodial Room	Negative
740-310-58-02	12"X12" white ceiling tile	Main Facility	Guidance Counselor's Office between the restrooms across from the Custodial Closet	Negative

Updated 12/17/19

Positive or assumed =



Negative =

Removed =



Bethel

<u>ID Number</u>	<u>Material</u>	<u>Building</u>	<u>Location</u>	<u>Result</u>
740-320-01	Thermal insulation	Gymnasium Building	Hot water heater in the boiler room	Positive
740-320-02	Thermal insulation	Gymnasium Building	Hot water storage tank in the boiler room	Positive
740-320-03	12"X12" beige floor tile and mastic	Occ Shop & Home Ec/1988	Dark room	Assumed
740-320-04	2'X2' ceiling tile	Occ Shop & Home Ec/1988	Dark room	Assumed
740-320-05	12"X12" brown border floor tile and assumed black mastic	Gymnasium Building	Back hallways and front gymnasium foyer area	Positive tile Assumed mastic
740-320-06	12"X12" white floor tile and assumed black mastic	Gymnasium Building	Back hallways and front gymnasium foyer area	Positive tile Assumed mastic
740-320-07	9"X9" tan floor tile and mastic	Gymnasium Building	Coach's Office and Equipment Storage Room on the 300 Wing	Positive tile Assumed mastic
740-320-08-04	12"X12" off-white floor tile and black mastic	Gymnasium Building	Classrooms 310-317 and hallways of the 300 Wing (1957, 1961, and 1979 Sections)	Negative tile Positive mastic
740-320-09	2'X2' ceiling tile	Gymnasium 2/1963	Room 14	Negative
740-320-10				
740-320-11				
740-320-12	12"X12" olive floor tile and mastic	Bethel School /1936	Room 403	Assumed tile Positive mastic
740-320-13	9"X9" tan floor tile and mastic	Bethel School /1936	Room 405	Assumed tile Assumed mastic
740-320-14	12"X12" off-white floor tile and mastic	Bethel School /1936	Room 404	Assumed tile Positive mastic
740-320-15	18"X36" ceiling tile	Bethel School /1936	Auditorium and the entire section	Assumed
740-320-16	2'X4' ceiling tile	Bethel School /1936	Room 403	Assumed
740-320-17	2'X4' ceiling tile	Bethel School /1936	Room 406	Assumed
740-320-18	15 HVAC gaskets	Main Facility	Mechanical room adjacent to the Media Center	Assumed
740-320-19	12"X12" off-white floor tile and black mastic	Main Facility	Throughout Classroom 108, 100 Hallway, Front Lobby, Office Closet, A/V Room and adjoining Work Room, and 200 Wing of the Main Facility	Positive tile Negative mastic

Bethel

<u>ID Number</u>	<u>Material</u>	<u>Building</u>	<u>Location</u>	<u>Result</u>
740-320-20	2'X2' white ceiling tile	Main Facility	Throughout building	Negative
740-320-21	TSI elbow on hot water heater	Bethel School /1975	Boiler Room	Negative
740-320-22	Large TSI elbow	Bethel School /1975	Boiler room	Negative
740-320-23	Ceiling surfacing	Gymnasium	Gymnasium 1/1958 section	Negative
740-320-24	Fire doors	Main Facility	Throughout the 100 Wing	Assumed
740-320-25	9"X9" gray floor tile and mastic	Gymnasium Building	Foyer area	Positive tile Assumed mastic
740-320-27	Tan linoleum flooring	Baseball Concession Stand	Baseball Concession Stand	Positive
740-320-28	Assumed 9"X9" peach floor tile and mastic	Gymnasium Building	Concessions Stand	Assumed tile Assumed mastic
740-320-29	Assumed cream transite panels	Main Facility	Above and below the windows in the Cafeteria	Assumed
740-320-30	Exterior transite panels	Gymnasium Building	Located below the roofline and above the windows	Positive
740-320-36	Light brown boiler insulation	Gymnasium Building	On the boiler	Negative
740-320-37	12"X12" white ceiling tile	Gymnasium Building	Classrooms 310-312	Negative
740-320-38	Exterior light gray window glazing	Gymnasium Building	Throughout building	Positive
740-320-39	Chalkboards and chalkboard mastic	Main Facility	Classrooms 101-108 and 201-204	Assumed
740-320-40	Chalkboards and chalkboard mastic	Gymnasium Building	Classrooms 310-313	Assumed
740-320-41-02	White plaster ceiling	Gymnasium Building	White Plaster Ceiling	Negative
740-320-42-02	White plaster ceiling	Main Facility	White plaster ceiling in the 100 Wing Mechanical Rooms	Negative
740-320-43-02	Brown cove base mastic	Main Facility	Brown covebase mastic in the 100 and 200 Wings	Negative
740-320-44-02	Brown & tan cove base mastic	Gymnasium Building	Brown & Tan covebase mastic	Negative
740-320-45-02	White plaster ceiling	Gymnasium Building	White plaster ceiling	Negative
740-320-46-02	White plaster ceiling	Main Facility	White plaster ceiling in the Kitchen	Negative
740-320-47-02	TSI Hard elbow	Main Facility	Mechanical Room 3 in the Cafeteria	Negative
740-320-48	Light gray window glazing	Main Facility	Throughout the 100 and 200 wings	Negative
740-320-49-02	12"X12" off-white floor tile and black mastic	Gymnasium Building	300 Hallway near 314 - 317	Negative tile Negative mastic

Bethel

ID Number

Material

Updated 08/19/20

Building

Location

Result

Positive or assumed =

Negative =

Removed =



C.M. Eppes

<u>ID Number</u>	<u>Material</u>	<u>Building</u>	<u>Location</u>	<u>Result</u>
740-366-01	12"X12" off-white floor tile and mastic	Main Facility	1969 section	Positive tile Negative mastic
740-366-02	2'X4' ceiling tile	Main Facility	Rooms 115 and 117	Negative
740-366-03	2'X4' ceiling tile	Main Facility	Girls Restroom near Room 216	Negative
740-366-04-02	2'X2' ceiling tile	Main Facility	Room 216	Negative
740-366-05	9"X9" white with black accents floor tile and assumed mastic	Main Facility	Offices located adjacent to the Band Room	Positive tile Assumed mastic
740-366-06	12"X12" white ceiling tile and wall tile and associated black mastic	Main Facility	Band Room	Positive
740-366-07	9"X9" white floor tile and mastic	Main Facility	Cafeteria	Positive tile Assumed mastic
740-366-08	9"X9" black floor tile and mastic	Main Facility	Cafeteria	Positive tile Assumed mastic
740-366-09-02	2'X2' ceiling tile	Main Facility	Teachers Lounge	Negative
740-366-10	HVAC gasket	Main Facility	Locker Room	Assumed
740-366-11	TSI elbows and straight runs	Main Facility	Above bleachers in the Gymnasium	Positive
740-366-12	TSI elbow	Main Facility	Northeast corner in the Gymnasium	Positive
740-366-13	TSI straight run	Main Facility	Northeast corner in the Gymnasium	Positive
740-366-14	9"X9" white with black accents floor tile and mastic	Main Facility	Classrooms 105-108, 112-114, 203-209, Media Center, and adjoining storage rooms	Positive tile Negative mastic
740-366-15	12"X12" ceiling tile	Main Facility	Room 101	Assumed
740-366-16-02	2'X4' ceiling tile	Main Facility	Room 112	Negative
740-366-17	TSI elbows	Main Facility	Boiler Room	Positive
740-366-18	Insulation on hot water storage tank	Main Facility	Boiler Room	Positive
740-366-19	TSI elbows	Field House	Shower Area	Negative
740-366-20	9"X9" tan floor tile and black mastic	Field House	Technology offices	Positive tile Negative mastic
740-366-21	12"X12" off-white with black accents floor tile and assumed mastic	1971 Building	Classroom 161-163	Positive tile Assumed mastic
740-366-22	2'X2' ceiling tile	1971 Building	Throughout the 1971 building	Negative
740-366-23-02	2'X4' ceiling Tile	Home Economics	Classroom 162	Negative
740-366-24-03	TSI straight run	Home Economics	Boiler Room	Negative

C.M. Eppes

<u>ID Number</u>	<u>Material</u>	<u>Building</u>	<u>Location</u>	<u>Result</u>
740-366-27	12"X12" gray floor tile and mastic	Social Studies	Classroom 150	Assumed
740-366-30	Sprayed on ceiling	Main Facility	Classroom 107	Positive
740-366-31	Assumed fire doors	Main Facility	Throughout	Assumed
740-366-32	12"X12" black acoustical tiles and adhesive	Main Facility	Classroom 101 and 102	Negative tile Negative mastic
740-366-33	9"X9" white with black accents floor tile and mastic	Main Facility	Cafeteria	Positive tile Assumed mastic
740-366-34	Black tar on the thermal system insulation lines	Main Facility	Mechanical platform on the 2nd Floor of the 1969 section	Positive tar Negative insulation
740-366-35	Tar on the thermal system insulation elbows	Main Facility	Mechanical platform on the 2nd Floor of the 1969 section	Positive tar Negative insulation
740-366-36	Assumed dark brown transite panels	Main Facility	Above and below windows	Positive
740-366-43	Multi-layer brown leveling compound	Main Facility	Under the asbestos containing floor tile in Classroom 103	Negative
740-366-44	Black laboratory counter tops	Main Facility	Throughout the 1957 section	Negative
740-366-45	Hard cast elbow insulation	Main Facility	On boiler #2 piping	Negative
740-366-46	Exterior gray window glazing	Main Facility	Throughout the 1957 section	Positive
740-366-47-05	12"X12" tan floor tile and black mastic	1970 Building	Annex Building II – Testing and Servers Rooms (1970 Building)	Positive tile Negative mastic
740-366-48	Hard cast elbow insulation and tar	Main Facility	Crawlspace throughout the 1957 section	Positive
740-366-49	Hard elbow insulation	Main Facility	Pipe tunnel from the Main Facility to the Field House	Negative
740-366-50	Straight run pipe insulation and tar	Main Facility	Pipe tunnel from the Main Facility to the Field House	Positive mastic Negative felt paper
740-366-51	Hard elbow insulation	Main Facility	Pipes coming from boiler #1	Negative
740-366-52	TSI joint insulation	Main Facility	Pipes coming from boiler #1	Negative
740-366-53-02	Assumed chalkboards and chalkboard mastic	Main Facility	Classrooms 101-114 and 202-209	Assumed Chalkboards Positive Mastic
740-366-54	Exterior light tan assumed transite panels	1970 Building	Below the roof line	Assumed

C.M. Eppes

<u>ID Number</u>	<u>Material</u>	<u>Building</u>	<u>Location</u>	<u>Result</u>
740-366-55	Exterior light gray window glazing	Field House	Throughout the Field House	Positive
740-366-56-02	Cream cove base mastic			Negative
740-366-57-02	Tan cove base mastic			Negative
740-366-58-02	Brown cove base mastic	1971 Building	Classroom 161-163	Negative
740-366-59	Light gray window glazing	Main Facility	Classroom 211	Positive
740-366-63	Unknown size tan floor tile	1970 Building	Room 3	Negative
740-366-64-02	12"X12" gray floor tile and yellow mastic	1970 Building	Room 3	Negative tile Negative mastic
740-366-65-03	Wall Plaster	Main Facility	Throughout the 1957 section	Negative
740-366-66-02	HVAC gasket	Main Facility	Mechanical platform on the 2nd Floor of the 1969 section	Negative
740-366-67-02	Hard insulation on TSI line and jacket material	Main Facility	Mechanical platform on the 2nd Floor of the 1969 section	Negative

Updated 03/25/21

Positive or assumed =

Negative =

Removed =



Chicod

<u>ID Number</u>	<u>Material</u>	<u>Building</u>	<u>Location</u>	<u>Result</u>
740-332-01	2'X4' ceiling tile	Main Facility	Media Center northwest corner	Assume
740-332-02	2'X4' ceiling tile	Main Facility	Media Center southwest corner	Assume
740-332-03	12"X12" white ceiling tile	Main Facility	Old Media Center offices and lobby area in the 300 Wing	Negative
740-332-04	TSI elbow	Main Facility	Boiler room	Positive
740-332-05	TSI joint	Main Facility	Boiler room	Positive
740-332-06	Aircell straight runs	Main Facility	Crawlspace of the 100 Wing	Positive
740-332-07	2'X4' ceiling tile	Main Facility	Hallway between Media Center and Main Office	Assume
740-332-08	12"X12" tan floor tile and black mastic	Main Facility	Hallway between Old Media Center and Old Main Office in the 300 Wing	Negative
740-332-09-02	12"X12" light green floor tile and mastic	Main Facility	Old Teachers Lounge in the 300 Wing	Negative tile Negative mastic
740-332-10-02	12"X12" olive floor tile and mastic. Covered by 12"X12" nonasbestos FT and plywood.	Main Facility	Old Teachers Lounge Restroom in the 300 Wing	Positive tile Positive mastic
740-332-11	12"X12" white ceiling tile	Main Facility	Old Gymnasium lobby and Coach's Office in the 300 Wing	Negative
740-332-12	12"X12" brown floor tile and black mastic. Tile in the old Gym Lobby is covered 12"X12" nonasbestos FT.	Main Facility	Hallway between old Locker Rooms and old Gymnasium lobby in the 300 Wing	Positive tile Positive mastic
740-332-13	2'X4' ceiling tile	Main Facility	Room 20	Assume
740-332-14	12"X12" off-white floor tile and mastic	Main Facility	Right side of stairwell (near Dining Room) in the 300 Wing	Negative
740-332-15	12"X12" black floor tile and mastic	Main Facility	Teachers Lounge	Assume
740-332-16	12"X12" gray floor tile and mastic	Main Facility	Room 112	Assume
740-332-17	12"X12" ginger floor tile and mastic	Main Facility	Room 115	Assume
740-332-18	Cloth gasket	Main Facility	Room 115 / HVAC room	Negative
740-332-19	18"X36" white ceiling tile	Agricultural Building	Throughout building	Negative
740-332-20	6 fire doors	Main Facility	Throughout the 1929 Section of the 300 Wing	Assumed
740-332-23	Aircell straight run	Main Facility	Boiler room	Positive
740-332-24	12"X12" white floor tile and black mastic	Main Facility	Hallway between Old Media Center and Old Main Office in the 300 Wing	Negative

Chicod

<u>ID Number</u>	<u>Material</u>	<u>Building</u>	<u>Location</u>	<u>Result</u>
740-332-25	12"X12" light tan floor tile and black mastic	Main Facility	Stairwells in the 300 Wing	Positive tile Positive mastic
740-332-26	12"X12" green floor tile and assumed mastic	Main Facility	Classrooms 401 and 405	Positive tile Assumed mastic
740-332-27	Unknown size tan floor tile and black mastic. Currently covered by asbestos containing 12"X12" green floor tile.	Main Facility	Classrooms 401 and 405	Positive tile Negative mastic
740-332-28	12"X36" white ceiling tile	Main Facility	Classrooms 401 and 405	Negative
740-332-29	Aircell thermal system insulation on steam lines	Main Facility	Between the interior and exterior walls in Classrooms 321 – 324, above the ceiling of the 1936 Section, between the 1st and 2nd floor of the 1929 Section, and in the attic crawl space of the 2nd floor of the 1929 Section	Positive
740-332-30	12"X12" dark gold floor tile and brown mastic. Covered by carpet in some areas.	Main Facility	Classrooms 325-328 and the adjoining hall	Positive tile Negative mastic
740-332-31	12"X12" light brown floor tile and black mastic	Main Facility	Classrooms 326 and 328	Positive tile Positive mastic
740-332-32	12"X12" light green floor tile and black mastic	Main Facility	Hallway between 321 – 324	Assumed tile Positive mastic
740-332-33	Aircell insulation on steam lines	Main Facility	Between roof and wood ceiling in the Gymnasium	Assumed
740-332-34	12"X24" white ceiling tile	Main Facility	Above stage area in the old Gymnasium in the 300 Wing	Negative
740-332-35-03	9"X9" olive floor tile and black mastic. Covered by 12"X12" nonasbestos floor tile and plywood.	Main Facility	Throughout the 1st and 2nd floor of the 1929 section of the 300 Wing	Positive tile Positive mastic
740-332-36	Gray window glazing	Main Facility	Classrooms 401, 403, and 407	Positive
740-332-37	12"X12" dark gold floor tile and black mastic	Main Facility	Classrooms 340 and 341	Positive tile Positive mastic
740-332-38	Gray window glazing	Agricultural Building	Throughout building	Positive
740-332-39	Light gray window glazing	Main Facility	Boys & Girls Restrooms in 300 Wing	Negative
740-332-40	Black cove base and brown cove base mastic	Main Facility	Throughout the 1949 and 1951 sections of the 400 Wing	Negative
740-332-41	Gray linoleum sheet on the raised concrete corner	Main Facility	Storage room in Classroom 407	Negative

Chicod

<u>ID Number</u>	<u>Material</u>	<u>Building</u>	<u>Location</u>	<u>Result</u>
740-332-42	White plaster ceiling	Main Facility	1949 and 1951 sections of the 300 Wing	Negative
740-332-43	Gray window glazing	Main Facility	Classrooms 340 and 341	Positive
740-332-44-04	White wall plaster	Main Facility	Throughout the 1929 Section of the 300 Wing	Negative
740-332-45	Chalkboards and chalkboard mastic	Main Facility	Classrooms 303, 304, 317, 321–324, 340–350, 401, and 405	Assumed
740-332-46-02	12"X12" white wall tile	Main Facility	Stage area of the Old Gymnasium in the 300 Wing	Negative
740-332-47	Tan cove base mastic	Main Facility	Throughout the 1929 Section of the 300 Wing	Negative
740-332-48	Tan cove base mastic	Main Facility	Throughout the 1936 Section of the 300 wing	Negative
740-332-50	Black roof shingle	700 Building	700 Building	Negative
740-332-51-02	Black felt paper under all flooring	Main Facility	Throughout the 1936 Section of the 300 wing	Negative
740-332-52-02	Skim coat and brown coat (interior walls) plaster	Main Facility	Old Gymnasium in the 300 Wing	Negative
740-332-53-02	Brown coat (exterior walls) plaster with black mastic	Main Facility	Old Gymnasium in the 300 Wing	Negative
740-332-54-02	Tan cove base mastic	Main Facility	Old Gymnasium Lobby in the 300 Wing	Negative
740-332-55-02	Interior side door caulk	Main Facility	Old Gymnasium in the 300 Wing	Negative
740-332-56-02	Interior side white door caulk	Main Facility	1929 Section of the 300 Wing	Negative
740-332-57-02	Interior side white door caulk	Main Facility	1949 Section of the 400 Wing	Negative
740-332-58-02	Interior side door caulk	Main Facility	1951 Section of the 400 Wing	Negative
740-332-59-02	Interior side door caulk	Main Facility	1936 Section of the 300 Wing	Negative
740-332-60-02	Interior side white door caulk	Main Facility	1974 Section of the 300 Wing	Negative
740-332-61-02	Window glazing	Main Facility	Throughout the 1936 Section above the ceiling in the 300 Wing	Negative
740-332-62-02	White wall plaster	Main Facility	Throughout the 1936 Section Classrooms	Negative
740-332-63-02	Exterior side gray window caulk	Main Facility	1929 Section of the 300 Wing	Negative
740-332-64-02	Exterior side gray door caulk	Main Facility	1929 Section of the 300 Wing	Negative
740-332-65-02	Exterior side gray door caulk	Main Facility	1949 Section of the 400 Wing	Positive
740-332-66-02	Exterior side window caulk	Main Facility	1951 Section of the 400 Wing	Negative
740-332-67-02	Exterior side white door caulk	Main Facility	1974 Section of the 300 Wing	Negative
740-332-68-02	Exterior side window caulk	Main Facility	1936 Section of the 300 Wing	Negative

Chicod

<u>ID Number</u>	<u>Material</u>	<u>Building</u>	<u>Location</u>	<u>Result</u>
740-332-69-02	Exterior side window caulk	Main Facility	1974 Section of the 300 Wing	Negative
740-332-70-02	Exterior side door caulk	Main Facility	Old Gymnasium in the 300 Wing	Negative
740-332-71-02	Exterior side gray window caulk	Main Facility	Old Gymnasium in the 300 Wing	Negative
740-332-72-02	2'X4' white ceiling tile	Main Facility	Classrooms 401 & 405	Negative
740-332-73-03	Black tar paper found at the bottom level of flooring	Main Facility	Throughout the 1st and 2nd floor of the 1929 section of the 300 Wing	Negative

Updated 03/27/20

Positive or assumed =



Negative =

Removed =



D.H. Conley High

<u>ID Number</u>	<u>Material</u>	<u>Building</u>	<u>Location</u>	<u>Result</u>
740-333-01	2'X2' white ceiling tile	Main Facility	Throughout	Negative
740-333-02	2'X2' white ceiling tile	Main Facility	Throughout	Negative
740-333-03	12"X12" white floor tile and black mastic	Main Facility	Throughout the 100 and 200 Wings (1971 Section)	Positive tile Positive mastic
740-333-04-02	2'X4' white ceiling tile	Main Facility	Room 217	Negative
740-333-05	12"X12" white floor tile and black mastic	Main Facility	Throughout the 100 and 200 Wings (1971 Section)	Positive tile Positive mastic
740-333-06	TSI elbow	Main Facility	Room 25	Negative
740-333-07	12"X12" tan floor tile and black mastic	Main Facility	Stage in the Auditorium	Positive tile Assumed mastic
740-333-08	TSI elbow	Main Facility	Boys dressing room laundry area	Negative
740-333-12	White troweled-on ceiling material	Main Facility	Auditorium	Negative
740-333-13	(8) assumed fire doors	Main Facility	Throughout the Main Facility	Assumed
740-333-14	Exterior dark brown transite panels of various sizes	Main Facility	Below the roofline	Positive
740-333-17	Assumed various size transite panels	Main Facility	Material never existed	
740-333-20	TSI elbow	Main Facility	Roof drain above mezzanine in the carpentry classroom	Negative
740-333-21	12"X12" light tan floor tile and black mastic	Main Facility	Auditorium	Assumed tile Assumed mastic
740-333-22-03	12"X12" off-white floor tile and black mastic	Main Facility	Throughout the 300 Wing	Negative tile Positive mastic
740-333-23-03	12"X12" black border floor tile and black mastic	Main Facility	Throughout the 300 Wing	Negative tile Positive mastic
740-333-24	White troweled-on wall material	Main Facility	Stage in the Auditorium	Negative
740-333-25-06	Brown cove base mastic	Main Facility	Throughout	Negative
740-333-26	12"X12" white wall tile	Main Facility	Auditorium	Negative
740-333-27	Black mastic located on the thermal insulation lines and elbows	Main Facility	Throughout the 100 and 200 Wings (1971 Section)	Positive
740-333-28	Light gray window glazing	Main Facility	Throughout the 100 and 200 Wings (1971 Section)	Positive
740-333-29	Laboratory countertops	Main Facility	Classrooms 108, 109, 208, and 210	Assumed
740-333-30	Transite panels lining the laboratory fume hood	Main Facility	Classroom 108	Assumed
740-333-31	Dark brown chalkboard mastic	Main Facility	100 & 200 Halls	Negative

D.H. Conley High

<u>ID Number</u>	<u>Material</u>	<u>Building</u>	<u>Location</u>	<u>Result</u>
740-333-32	Gray TSI hard elbow	Main Facility	Laundry Room	Negative
740-333-33	Freezer insulation	Main Facility	Kitchen	Negative
740-333-34-02	12"X12" white wall tile and brown mastic	Main Facility	Band	Negative
A9947-3	Wall insulation in the block wall	Main Facility	Found in Room 214, but possible throughout	Negative

Updated 07/20/20

Positive or assumed =



Negative =

Removed =



E.B. Aycock Middle

<u>ID Number</u>	<u>Material</u>	<u>Building</u>	<u>Location</u>	<u>Result</u>
740-337-01-03	TSI on the hot water tank	Main Facility	Boiler Room	Positive
740-337-02-01	TSI elbow	Main Facility	Right of the hot water storage tank in the boiler room	Negative
740-337-03-01	TSI elbow	Main Facility	Left of the hot water storage tank in the boiler room	Negative
740-337-04-02	TSI white horizontal straight run line	Main Facility	Boiler room	Positive
740-337-05-03	12"X12" green floor tile and black mastic	Main Facility	Dining Room	Positive tile Positive mastic
740-337-06-01	12"X12" green floor tile	Main Facility	Entrance of the dinning area of the cafeteria	
740-337-07-01	Exterior wall border	Main Facility	Outdoors above the Cafeteria	Positive
740-337-08-03	2'X4' ceiling tile	Main Facility	Janitors storage	Negative
740-337-09-02	2'X4' ceiling tile	Main Facility	Room 43 and entire main facility	Negative
740-337-10-01	12"X12" olive floor tile and mastic	Main Facility	Throughout the Main Facility	Positive tile Assumed mastic
740-337-11-02	12"X12" white floor tile and black mastic	Main Facility	Hallway in front of Classroom 505 and the Media Center	Negative tile Positive mastic
740-337-12-03	Tan floor tile and mastic	Main Facility	Gymnasium	Negative
740-337-13-01	9"X9" off-white floor tile and mastic	Main Facility	Classrooms 703 and 704	Positive tile Assumed mastic
740-337-14	10 assumed fire doors	Main Facility	Throughout the Main Facility	Assumed
740-337-19	Various size cream transite panels	Main Facility	Above and below the windows	Assumed
740-337-20	9"X9" green floor tile and black mastic	Main Facility	Dining Room	Assumed tile Assumed mastic
740-337-21-04	Light gray window glazing	Main Facility	North side	Positive
740-337-22	Rope gaskets on boiler	Main Facility	Boiler Room	Assumed
740-337-23-02	Black cove base and hard brown cove base mastic	Main Facility	Halls 2 & 5	Negative
740-337-24-02	Brown cove base mastic	Main Facility	Halls 4 & Gym	Negative
740-337-25	Laboratory countertops	Main Facility	Classrooms 204, 208, 211, 212, 603, 607, 611, 404, 406, 416, and 418	Assumed
740-337-26-02	Fiberglass pipe wrap	Main Facility	Crawlspace under Kitchen	Negative
740-337-27-02	TSI Hard Elbows	Main Facility	Crawlspace under Kitchen	Negative

E.B. Aycock Middle

<u>ID Number</u>	<u>Material</u>	<u>Building</u>	<u>Location</u>	<u>Result</u>
740-337-28-02	Pipe Wrap / Elbow Black Mastic	Main Facility	Crawlspace under Kitchen	Negative wrap Positive mastic
740-337-29-16	Interior side entry door caulk	Main Facility	Throughout	Negative
740-337-30-18	Exterior side entry door caulk	Main Facility	Throughout	Positive
740-337-31-02	Exterior side window glazing	Main Facility	North side windows	Negative
740-337-32-02	Interior door caulk	Main Facility	Throughout	Negative

Updated 05/05/20

Positive or assumed =

Negative =

Removed =



Elmhurst

<u>ID Number</u>	<u>Material</u>	<u>Building</u>	<u>Location</u>	<u>Result</u>
740-338-01-03	TSI elbows	Main Facility	Boiler Room	Positive
740-338-02-01	TSI Straight runs and the aircell straight runs	Main Facility	Boiler Room	Positive
740-338-03	Aircell TSI	Main Facility	Storage Room adjoining Boiler Room	Assumed
740-338-16-01	9"X9" tan floor tile with burgundy accents and mastic	Main Facility	Classrooms 1-4 and 7-14	Positive tile Assumed mastic
740-338-17-01	9"X9" burgundy border floor tile and mastic	Main Facility	Classrooms 1-4 and 7-14	Positive tile Assumed mastic
740-338-18-01	9"X9" white floor tile and mastic	Main Facility	Hallways outside of the auditorium	Assumed tile Assumed mastic
740-338-19-01	9"X9" green floor tile and mastic	Main Facility	Hallways outside of the auditorium	Positive tile Assumed mastic
740-338-20-03	9"X9" black border floor tile and assumed mastic	Main Facility	Dining Room, Classrooms 102, 103, and Art, Safe, Lobby, and throughout the hallways	Positive tile Assumed mastic
740-338-21-02	12"X12" tan floor tile and mastic	Main Facility	Classroom 12	Negative tile Negative mastic
740-338-22-01	9"X9" dark green floor tile and assumed mastic	Main Facility	Hallways outside of the library	Positive tile Assumed mastic
740-338-23-02	TSI elbows	Main Facility	Hallway between the auditorium and kitchen	Negative
740-338-24-09	Troweled on ceiling	Main Facility	Throughout	Negative
740-338-25	2 fire doors	Main Facility	Throughout the Main Facility	Assumed
740-338-26-02	9"X9" off-white floor tile and black mastic	Main Facility	Dining Room, Classrooms 102, 103, and Art, Safe, Lobby, and throughout the hallways	Positive tile Positive mastic
740-338-27-02	12"X12" off white floor tile and mastic	Main Facility	Bathroom thresholds in Classrooms 17 and 18	Negative tile Negative mastic
740-338-29-02	9"X9" off-white floor tile and mastic	Main Facility	Bathroom thresholds in Classrooms 301 and 302	Positive tile and Negative mastic
740-338-30-02	9"X9" red floor tile and black mastic	Main Facility	Classrooms 301-304	Positive tile Positive mastic
740-338-31-02	2'X4' insulation board found between the radiator and countertops	Main Facility	Throughout all classrooms except 310	Positive

Elmhurst

<u>ID Number</u>	<u>Material</u>	<u>Building</u>	<u>Location</u>	<u>Result</u>
740-338-32-02	Exterior white fascia border below the roofline	Main Facility	Throughout except where it was removed around the 100, 200, and 300 Wings where the walkways face the football stadium	Positive
740-338-33-02	White soffit below the roofline	Main Facility	Around the entire main facility	Negative
740-338-34-03	Exterior gray window glazing	Main Facility	Throughout the 1954 section	Positive
740-338-35-02	12"X12" mauve floor tile and black mastic	Main Facility	Hallway outside media center	Negative tile Negative mastic
740-338-36-02	12"X12" brown border floor tile and mastic	Main Facility	Hallway outside media center	Negative tile Negative mastic
740-338-37	Assumed 9"X9" brown floor tile and mastic	Main Facility	Media Center	Assumed tile Assumed mastic
740-338-38-02	Exterior gray window glazing	Main Facility	Throughout the Media Center and Classrooms 301-304	Positive
740-338-39-01	Chalkboard, chalkboard mastic, & bulletin board masticd	Main Facility	Classrooms 201 – 210, Assistant Principal's Office, Counselor's Office, and Conference Room	Assumed
740-338-40-04	Tan floor tile mastic	Main Facility		Negative
740-338-41-02	2'X2' white ceiling tile with larger hole pattern	Main Facility	Throughout the Main Facility	Negative
740-338-42-02	2'X2' white ceiling tile with smaller hole pattern	Main Facility	Throughout the Main Facility	Negative
740-338-43-02	White paper/foil wrap on fiberglass pipe insulation	Main Facility	Throughout the Main Facility above the drop ceiling	Negative
740-338-44-02	Tan cove base mastic	Main Facility	Throughout the 1954 section of the Main Facility	Negative
740-338-45-02	Light tan cove base mastic	Main Facility	Throughout the 1959 section of the Main Facility	Negative
740-338-46-02	Interior side door caulk	Main Facility	1954 section	Positive
740-338-47-02	Interior window caulk	Main Facility	1954 section	Negative
740-338-48-02	Interior window caulk	Main Facility	1959 section	Positive
740-338-49-02	Interior door caulk	Main Facility	1959 section	Positive
740-338-50-02	Exterior door and window caulk	Main Facility	1954 section	Positive
740-338-51-02	Exterior door and window caulk	Main Facility	1959 section	Positive

Elmhurst

ID Number

Material

Updated 03/30/20

Building

Location

Result

Positive or assumed =

Negative =

Removed =



Falkland

<u>ID Number</u>	<u>Material</u>	<u>Building</u>	<u>Location</u>	<u>Result</u>
740-334-01	Thermal system insulation on the boiler tank	Main Facility	Boiler Room	Positive
740-334-02	TSI elbow debris	Main Facility	Floor in the boiler room	Positive
740-334-03	TSI aircell	Main Facility	Boiler Room	Positive
740-334-04	Paper gaskets on the air conditioning ducts	Main Facility	Stage of the Gymnasium	Positive
740-334-05	12"X12" olive floor tile and mastic	Main Facility	Rooms 205-207	Positive tile Assumed mastic
740-334-06	12"X12" green floor tile and mastic	Main Facility	Multipurpose Room	Positive tile Negative mastic
740-334-07	12"X12" black border floor tile and black mastic	Main Facility	Rooms 205-207 and the adjoining hallway	Positive tile Negative mastic
740-334-08	2'X4' ceiling tile	Main Facility	Lobby area between the Media Center and the Gymnasium	Assumed
740-334-09	12"X12" white floor tile and yellow mastic	Main Facility	100 Wing hallway and the restroom lobby of Classrooms 103 and 105	Positive tile Negative mastic
740-334-10	9"X9" gray floor tile and mastic	Main Facility	Classroom 109	Positive tile Assumed mastic
740-334-11	9"X9" tan floor tile and black mastic	Main Facility	Classrooms 103-105, 117, Custodial Room, 100 Hall Storage Room, and the 100 Wing hallway	Positive tile Positive mastic
740-334-12	White troweled/sprayed on ceiling	Main Facility	Throughout	Negative
740-334-13	12" X 12" white ceiling tile	Main Facility	Classroom 3	Negative
740-334-14	2 fire doors	Main Facility	Throughout the Main Facility	Assumed
740-334-15	9"X9" dark brown floor tile and mastic	Main Facility	Hallway for Rooms 205-207	Positive tile Assumed mastic
740-334-16	Exterior decorative border below the roofline	Main Facility	Around Main Facility	Assumed
740-334-17	Exterior white soffit material below the roofline	Main Facility	Around Main Facility	Assumed
740-334-18	Exterior light gray window glazing	Main Facility	Throughout	Negative
740-334-20	12"X12" light tan floor tile and black mastic	Main Facility	Classrooms 103 and 105	Positive tile Negative mastic
740-334-21	12"X12" light brown floor tile and black mastic	Main Facility	Classroom 116	Negative tile Negative mastic
740-334-22	9"X9" black floor tile and mastic	Main Facility	PE Storage Room	Assumed tile Assumed mastic

Falkland

<u>ID Number</u>	<u>Material</u>	<u>Building</u>	<u>Location</u>	<u>Result</u>
740-334-23	Gray linoleum flooring and mastic	Main Facility	Restrooms in Classroom 117	Assumed linoleum Assumed mastic
740-334-24	Chalkboards and chalkboard mastic	Main Facility	Classrooms 100, 102-105, 109, 110, 112, and 114-116	Assumed
740-334-25-02	12"X12" brown speckled border floor tile and tan mastic	Main Facility	Classroom 103	Negative tile Negative mastic
740-334-26	12"X12" light brown floor tile and black mastic	Main Facility	Teachers Lounge, SIMS Office, and Front Office	Assumed tile Assumed mastic
740-334-27	12"X12" dark brown border floor tile and black mastic	Main Facility	Teachers Lounge, SIMS Office, and Front Office	Assumed tile Assumed mastic
740-334-28	Assumed aircell thermal system insulation on the steam lines	Main Facility	Above plaster ceiling	Assumed
740-334-29	Assumed TSI elbows and joints on the steam lines	Main Facility	Above plaster ceiling	Assumed
740-334-30-02	Brown cove base and brown cove base mastic	Main Facility	Throughout	Negative cove base Negative mastic
740-334-31-02	Black roof shingles	Main Facility	100 Hall	Negative

Updated 03/27/20

Positive or assumed =

Negative =

Removed =



Farmville Central High

<u>ID Number</u>	<u>Material</u>	<u>Building</u>	<u>Location</u>	<u>Result</u>
740-344-01	9"X9" tan floor tile and black mastic	Main Facility	Throughout	Positive tile Positive mastic
740-344-02	2'X2' ceiling tile	Main Facility	Hallway and classrooms	Positive
740-344-03-02	Plaster ceiling	Main Facility	Guidance office mechanical room	Negative
740-344-04	TSI elbow on the hot water line	Main Facility	Guidance office mechanical room	Positive
740-344-05	TSI tank insulation	Main Facility	Hot water storage tank in the main mechanical room adjacent to the home economics hall	Positive
740-344-06	TSI elbow on the hot water line	Main Facility	Main mechanical room adjacent to the home economics hall	Positive
740-344-07	9"X9" tan floor tile and assumed mastic	Main Facility	Janitors' Room near Classroom 307	Positive tile Assumed mastic
740-344-08	2'X2' white ceiling tile	Main Facility	Custodial closet near Classroom 307	Negative
740-344-11	12"X12" white wall tile	Main Facility	Classroom 602	Negative
740-344-12	Ceiling surfacing	Main Facility	Auditorium	Positive
740-344-13	7 fire doors	Main Facility	Throughout 1969 Section	Assumed
740-344-15	12"X12" white acoustical tile	Main Facility	Auditorium walls	Negative
740-344-16	Various size transite panels	Main Facility	Below the windows throughout the 1969 Section	Assumed
740-344-17	Sprayed-on ceiling material	Field House	Throughout	Negative
740-344-18	Brown cove base and brown cove base mastic	Main Facility	Throughout	Negative cove base Negative mastic
740-344-19	12"X12" white wall tile	Main Facility	Band office and practice room	Negative
740-344-20	Brown mastic for 12"X12" white wall tile	Main Facility	Band office and practice room	Negative
740-344-21	Light gray window glazing	Main Facility	Throughout 1969 Section	Positive
740-344-22	White plaster ceiling	Main Facility	Mechanical Rooms	Negative
740-344-23	Black mastic located on the thermal insulation lines	Main Facility	Throughout 1969 Section	Positive
740-344-24	Brown cove base and tan cove base mastic	Main Facility	Throughout	Negative covebase Negative mastic
740-344-25	Laboratory countertops	Main Facility	Classrooms 201-204	Assumed
740-344-26	Laboratory fume hoods	Main Facility	Classrooms 202 and 204	Assumed
740-344-27-02	2'X2' white ceiling tile	Main Facility	Throughout	Negative

Farmville Central High

<u>ID Number</u>	<u>Material</u>	<u>Building</u>	<u>Location</u>	<u>Result</u>
740-344-28-03	Light gray window glazing	Driving Range	Throughout	Negative

Updated 03/25/21

Positive or assumed =



Negative =

Removed =



Farmville Middle

<u>ID Number</u>	<u>Material</u>	<u>Building</u>	<u>Location</u>	<u>Result</u>
740-340-01	TSI elbow	Main Facility	Above drop ceiling in the outdoor mechanical room	Negative
740-340-02	2'X2' ceiling tile	Main Facility	Room A-9 and A-12	Negative
740-340-03	12"X12" gray floor tile and black mastic	Main Facility	Throughout	Positive tile Positive mastic
740-340-07-03	Off-white plaster ceiling	Main Facility	Boiler Room	Negative
740-340-08	Light gray window glazing	Main Facility	Throughout except in D and E Wings	Positive
740-340-09-03	Brown cove base and tan cove base mastic	Main Facility	Throughout	Negative cove base Negative mastic

Updated 03/11/20

Positive or assumed =



Negative =

Removed =



G.R. Whitfield

<u>ID Number</u>	<u>Material</u>	<u>Building</u>	<u>Location</u>	<u>Result</u>
740-358-01	Red TSI elbows	Main Facility	Boiler room	Negative
740-358-02	Black TSI elbow	Main Facility	Close to the red elbows in the boiler room	Positive
740-358-03	Gray TSI elbows	Main Facility	Demolished Building	Positive
740-358-04	TSI white elbow	Main Facility	Boiler room	Negative
740-358-05	Transite wallboard	Main Facility	Demolished Building	Assumed
740-358-06	2'X4' ceiling tile	Main Facility	Counselors and Principals Office	Assumed
740-358-07	2'X4' ceiling tile	Main Facility	Main hallway adjacent to the Main Office	Assumed
740-358-08	2'X4' ceiling tile	Main Facility	Main hallway adjacent to the Main Office	Assumed
740-358-09	9"X9" gray floor tile and mastic	Main Facility	Main hallway adjacent to the Main Office	Assumed
740-358-10	12"X12" tan floor tile and mastic	Main Facility	Room 8	Assumed tile Assumed mastic
740-358-11	TSI aircell			Assumed
740-358-12	Sprayed on ceiling	Main Facility	Main facility	Negative
740-358-13	12"X12" tan floor tile and mastic	Gymnasium	Back hallway	Negative tile Negative mastic
740-358-14	12"X12" olive floor tile and mastic	Main Facility	Gymnasium	Positive tile Assumed mastic
740-358-15	2'X2' ceiling tile	Cafeteria	Dining Room	Negative
740-358-16	12"X12" gold floor tile and black mastic	Cafeteria	Throughout	Positive tile Positive mastic
740-358-17	Cloth gasket	Cafeteria	Mechanical Room	Positive
740-358-18	TSI elbow	Cafeteria	HVAC room	Negative
740-358-19	18"X36" ceiling tile	Agricultural	Speech room	Assumed
740-358-20	9"X9" dark green floor tile and mastic	Agricultural	Speech room	Positive tile Assumed mastic
740-358-21	9"X9" green floor tile and mastic	Agricultural	Speech room	Positive tile Assumed mastic
740-358-22	9"X9" brown floor tile and mastic	Agricultural	Far left classroom	Positive tile Assumed mastic

G.R. Whitfield

<u>ID Number</u>	<u>Material</u>	<u>Building</u>	<u>Location</u>	<u>Result</u>
740-358-23	9"X9" tan floor tile and mastic (Bottom layer tile)	Gymnasium	Classroom 616	Positive tile Assumed mastic
740-358-24	12"X12" ceiling tile	Classroom/1961	Center classroom	Assumed
740-358-25	12"X12" white floor tile and mastic	Classroom/1961	Center classroom	Assumed tile Assumed mastic
740-358-26	Fire doors	Gymnasium	Throughout	Assumed
740-358-27	12"X12" black floor tile and mastic	Gymnasium	Gymnasium Lobby	Assumed tile Assumed mastic
740-358-28-03	12"X12" off white floor tile and mastic	Gymnasium	Classroom 616	Negative tile Negative mastic
740-358-29	9"X9" various color floor tile and black mastic	Gymnasium	Gymnasium	Positive tile Assumed mastic
740-358-30	9"X9" unknown color floor tile and mastic	Gymnasium	Gymnasium	Positive tile Assumed mastic
740-358-32	9"X9" brown floor tile and black mastic	Gymnasium	Classrooms 605 and 611	Positive tile Positive mastic
740-358-33	9"X9" crème floor tile and tan mastic	Gymnasium	Throughout	Negative tile Positive mastic
740-358-34	9"X9" light brown floor tile and mastic	Gymnasium	Classrooms 501-503	Positive tile Assumed mastic
740-358-35	Exterior window glazing	Gymnasium	Gymnasium	Positive
740-358-36	Exterior window glazing	Gymnasium	Throughout the 600 Wing	Positive
740-358-38	Exterior white decorative border	Gymnasium	Below the roof line at various locations	Assumed
740-358-39	Chalkboards and chalkboard mastic	Gymnasium	Classrooms 601-607 and 611	Assumed
740-358-40	Aircell insulation on the steam lines	Gymnasium	Throughout the 600 Wing above the plaster ceiling	Assumed
740-358-41	Hard elbows and joints on the steam lines	Gymnasium	Throughout the 600 Wing above the plaster ceiling	Assumed
740-358-42	Light gray window glazing	Cafeteria	Classrooms 701 and 702	Negative
740-358-43-02	Brown cove base mastic	Cafeteria	Throughout the 700 Building	Negative
740-358-44-02	Brown cove base mastic	Gymnasium	Throughout the 600 Wing	Negative

Updated 7/14/20

G.R. Whitfield

ID Number

Material

Building

Location

Result

Positive or assumed =

Negative =

Removed =



Grifton

<u>ID Number</u>	<u>Material</u>	<u>Building</u>	<u>Location</u>	<u>Result</u>
740-352-01	Straight run aircell insulation	1955 Building	Boiler Room	Assumed
740-352-02	TSI elbows	1956 Building	Boiler Room	Assumed
740-352-03	TSI aircell	Main Facility	Boiler Room	Assumed
740-352-04	9"X9" gray floor tile and mastic	Cafeteria	Dining Room	Assumed tile Assumed mastic
740-352-05	12"X12" white ceiling tile	Cafeteria	Cafeteria	Negative
740-352-06	12"X12" green floor tile and black mastic	700 Building	Throughout	Positive tile Assumed mastic
740-352-07	12"X12" black border floor tile and black mastic	700 Building	Throughout	Positive tile Assumed mastic
740-352-08	9"X9" light green floor tile and black mastic	1955 Building	Classroom 107 and the hallway storage room in the 100 Wing	Positive tile Positive mastic
740-352-10	TSI front elbow	Main Facility	Breezeway between the Main Facility and the Auditorium	Positive
740-352-11	TSI rear elbow	Main Facility	Breezeway between the Main Facility and the Auditorium	Positive
740-352-12	TSI front elbow	Main Facility	Breezeway between the Main Facility and the Gymnasium	Positive
740-352-13	Aircell insulation	Gymnasium	Under the breezeway between the Main Facility and Gymnasium	Assumed
740-352-14	12"X12" olive floor tile and mastic	Auditorium	Right side Stage Office	Assumed tile Assumed mastic
740-352-15	12"X12" white ceiling tile	Auditorium	Throughout	Negative
740-352-16	2'X4' white ceiling tile	Main Facility	Throughout	Negative
740-352-17	9"X9" gray floor tile and black mastic	Main Facility & Auditorium	Throughout the 200 Wing and Room 504	Positive tile Negative mastic
740-352-18-03	2'X4' white ceiling tile	Main Facility	Foyer area of the Main Office	Negative
740-352-19	12"X12" tan floor tile and black mastic	Main Facility	Hallway between the Main Office and the 1988 Building	Positive tile Positive mastic
740-352-20-05	12" X 12" white floor tile and mastic	Main Facility	1988 section (305 & 306)	Negative tile Negative mastic
740-352-21-03	2'X2' white ceiling tile	1988	Hallway and classrooms	Negative
740-352-22	2 fire doors	Main Facility	200 Wing	Assumed

Grifton

<u>ID Number</u>	<u>Material</u>	<u>Building</u>	<u>Location</u>	<u>Result</u>
740-352-23	9"X9" tan floor tile and black mastic	Gymnasium	Coach's Office and Concession Stand	Positive tile Assumed mastic
740-352-24	Unknown size floor tile (various colors) and mastic	700 Building	Throughout	Assumed tile Assumed mastic
740-352-25	12"X12" light green floor tile and mastic	Auditorium	Left side Stage Office	Positive tile Assumed mastic
740-352-26	9"X9" red floor tile and black mastic	1955 Building	Classroom 107 and the hallway storage room in the 100 Wing	Positive tile Positive mastic
740-352-28	9"X9" gray floor tile and black mastic		Bathroom Lobby between 208 and 210	Assumed tile Assumed mastic
740-352-30	Unknown black material	Main Facility	Under the carpet in Classroom 40A	Negative
740-352-31-A	Window glazing	100 Wing	Throughout	Positive
740-352-31-B	Window glazing	200 Wing	Throughout	Positive
740-352-32	White window glazing	700 Building	Throughout	Negative
740-352-33	Exterior gray window glazing	Auditorium	Throughout	Positive
740-352-34	Exterior light gray window glazing	Cafeteria	Throughout	Positive
740-352-35	Exterior light gray window glazing	Gymnasium	Throughout	Positive
740-352-36	White ceiling plaster	100 Wing	Throughout the 100 Wing	Negative
740-352-37	Black chalkboard mastic			Positive
740-352-38	Exterior light gray window glazing	Main Facility	Throughout the Main Office area of the 200 Wing	Positive
740-352-39	Dark brown cove base mastic	Main Facility	Throughout the 200 Wing	Negative
740-352-40	White exhaust pipe wrap	Gymnasium	Mechanical Room	Positive
740-352-41	Light gray window glazing	Main Facility	Classrooms 303-306	Positive
740-352-42	Chalkboards and chalkboard mastic	Main Facility	Classrooms 201 and 203-211	Assumed
740-352-43	Chalkboards and chalkboard mastic	Auditorium	Classroom 501	Assumed
740-352-44	TSI aircell on the steam lines	Main Facility	Throughout the 100 Wing above the plaster ceiling	Assumed
740-352-45	Hard elbows and joints on the steam lines	Main Facility	Throughout the 100 Wing above the plaster ceiling	Assumed
740-352-46-02	Black roof shingle	700 Building		Negative
740-352-47	Plaster base and skim coat	Gymnasium	Near Gym windows and columns	Negative
740-352-48	Plaster base and skim coat	Gymnasium	Locker Room ceiling	Negative

Grifton

<u>ID Number</u>	<u>Material</u>	<u>Building</u>	<u>Location</u>	<u>Result</u>
740-352-49	2'X2' white ceiling tile	Gymnasium	Lobby and Locker Rooms	Negative
740-352-50	Light gray caulk	Gymnasium	On beams near windows	Negative
740-352-51	Exterior light gray caulk	Gymnasium	Around upper Gymnasium windows	Negative
740-352-52	Light gray transite panels	Gymnasium	Exterior border over windows in Gym	Positive
740-352-53	Exterior gray soffit	Gymnasium	Exterior soffit	Negative
740-352-54-02	Silver HVAC duct wrap and dark orange insulation	Main Facility	1962 section of the 200 Building	Negative
740-352-55-02	Fiberglass insulation wrap	Main Facility	1962 section of the 200 Building above the drop ceilings	Negative
740-352-56-02	Brown cove base mastic	100 Wing	Throughout	Negative
740-352-57-02	Tan cove base mastic	Cafeteria	Throughout	Negative
740-352-58-02	Tan cove base mastic	700 Building	Throughout	Negative
740-352-59-02	Interior white caulk on office windows and doors	Main Facility	1962 section of the 200 Building	Negative
740-352-60-02	Exterior side gray door caulk on entry doors	Main Facility	Lobby doors and windows in the 1962 section of the 200 Building	Negative
740-352-61-02	Interior side door caulk on entry doors	Main Facility	Interior side entry door near Room 212	Negative
740-352-62-02	Exterior side door caulk on entry doors	Main Facility	Exterior side entry door near Room 212	Negative
740-352-63-02	Classroom door caulk	Main Facility	1960 and 1962 Sections of the 200 Building	Negative
740-352-64-02	Interior side window caulk	Main Facility	1960 and 1962 Sections of the 200 Building	Positive
740-352-65-02	Exterior gray door caulk	100 Wing	Exterior entry doors	Negative
740-352-66-02	Exterior door caulk on entry doors	Cafeteria	Exterior entry doors	Positive
740-352-67-02	White window caulk	Auditorium	Exterior steel frame windows	Negative
740-352-68-02	White plaster material	700 Building	Storage Room behind the Art Room in the 700 Building	Negative
740-352-69-02	Tar paper	Gymnasium	Between the concrete and wood floor	Negative

Updated 03/31/20

Positive or assumed =

Negative =

Removed =

J.H. Rose High

<u>ID Number</u>	<u>Material</u>	<u>Building</u>	<u>Location</u>	<u>Result</u>
740-348-01	TSI on the hot water tank	Cafeteria	Hot storage tank in boiler room	Negative
740-348-02	Green TSI elbows	Cafeteria	Boiler room	Negative
740-348-03	Boiler rope	Main Facility	Extreme rear of the boiler in the boiler room of the cafeteria building	Positive
740-348-04	TSI elbows	Main Facility	Top of the hot water tank in mechanical room 115	Negative
740-348-05	2'X2' ceiling tile	Main Facility	Entire main facility and main building	Negative
740-348-06	2'X2' white ceiling tile	Main Facility	Cafeteria	Negative
740-348-07	Fire doors	Main Facility	Throughout the 100 Wing	Assumed
740-348-08	12"X12" beige floor tile and black mastic	ROTC Annex	Kitchen	Positive tile Positive mastic
740-348-09-03	12"X12" white floor tile and yellow mastic	Annex Building	Throughout	Negative
740-348-13	Various size transite panels	Main Facility	Below the windows throughout the 100 Wing	Assumed
740-348-14	12"X12" dark tan floor tile and black mastic	ROTC Annex	Classroom 703	Positive tile Positive mastic
740-348-15-04	White plaster ceiling	Cafeteria	Boiler Room	Negative
740-348-16-02	Dark brown cove base mastic	Main Facility	100 Hall	Negative
740-348-17-02	Brown cove base mastic	ROTC Annex	Throughout the 700 Building	Negative
740-348-18-02	Shell insulation in freezer	Cafeteria	Freezer in Kitchen	Negative
740-348-19-02	Floor coating on floor in freezer closest to rear door	Cafeteria	Freezer in Kitchen	Negative
740-348-20-02	Plaster roof on top of freezer	Cafeteria	Freezer in Kitchen	Negative
740-348-21-02	Pipe insulation and wrap above freezer	Cafeteria	Kitchen	Negative

Updated 08/17/20

Positive or assumed =

Negative =

Removed =



North Pitt High

<u>ID Number</u>	<u>Material</u>	<u>Building</u>	<u>Location</u>	<u>Result</u>
740-374-01	2'X4' ceiling tile	Main Facility	Hallway outside of Room 108	Assumed
740-374-02	2'X2' white ceiling tile	Main Facility	Throughout the 100 and 200 Wings	Negative
740-374-03	TSI elbow	Main Facility	Construction Lab	Negative
740-374-04	TSI elbow	Main Facility	Auto Lab	Negative
740-374-05	2'X4' ceiling tile	Main Facility	Office across from the Auto Lab	Assumed
740-374-06	12"X12" beige floor tile and mastic	Main Facility	Office across from the Auto Lab	Negative
740-374-07	White troweled/sprayed on ceiling	Main Facility	Auditorium	Negative
740-374-13	12"X12" off-white floor tile and mastic	Main Facility	Throughout the 100 and 200 Wings	Positive tile Negative mastic
740-374-14	8 fire doors	Main Facility	Throughout the 100 and 200 Wings	Assumed
740-374-15	12"X12" white acoustical tile	Main Facility	Auditorium walls	Negative
740-374-16	HVAC duct insulation and cast	Main Facility	Mechanical rooms throughout	Negative
740-374-18-04	12"X12" off-white floor tile and black mastic	Main Facility	Throughout the 300 Wing	Negative tile Positive mastic
740-374-19-04	12"X12" black border floor tile and black mastic	Main Facility	Throughout the 300 Wing	Negative tile Positive mastic
740-374-21	Various size transite panels above and below the windows	Main Facility	100 and 200 Wings	Never existed
740-374-25	12"X12" white wall tile	Main Facility	Throughout	Negative
740-374-26	12"X12" white wall tile	Main Facility	Classroom 300	Negative
740-374-27	White soffit material	Main Facility	Around 100 and 200 Wings	Negative
740-374-28	Exterior dark brown transite panels	Main Facility	Below the roof line at various locations	Assumed
740-374-29	Light gray window glazing	Main Facility	Throughout 100 and 200 wings	Positive
740-374-30-03	Brown cove base mastic	Main Facility	Throughout the Main Facility	Negative
740-374-31	Laboratory countertops	Main Facility	Classrooms 108, 109, 210, and 212	Assumed
740-374-32	Laboratory fume hood	Main Facility	Classroom 108	Assumed
740-374-33-02	Freezer insulation and shell	Main Facility	Kitchen	Negative

Updated 08/18/20

Positive or assumed =



Negative =

Removed =



Pactolus

<u>ID Number</u>	<u>Material</u>	<u>Building</u>	<u>Location</u>	<u>Result</u>
740-376-01	12"X12" ceiling tile	Old Lunchroom	Music/Art Room	Assumed
740-376-02	9"X9" green floor tile and mastic	Old Lunchroom	Music/Art Room	Assumed tile Assumed mastic
740-376-03	9"X9" white floor tile and mastic	Old Lunchroom	Music/Art Room	Assumed tile Assumed mastic
740-376-04	12"X12" gold floor tile and mastic	Old Lunchroom	Music/Art Room	Positive tile Assumed mastic
740-376-05	2'X2' ceiling tile	Cafeteria	Dining Room	Negative
740-376-06	TSI straight runs	Main Facility	Boiler Room	Positive
740-376-07	TSI elbows	Main Facility	Boiler Room	Assumed
740-376-08	2'X4' ceiling tile	Main Facility	Classroom 404	Assumed
740-376-09	9"X9" green floor tile and black mastic	Main Facility	Coach's Office, athletic storage room, and mechanical room adjacent to classroom 417	Positive tile Negative mastic
740-376-10	9"X9" tan floor tile and mastic	Main Facility	Classroom 409	Positive tile Assumed mastic
740-376-11	HVAC gasket	Main Facility	Old Media Center	Positive
740-376-12	2'X2' ceiling tile	Main Facility	Old Media Center	Assumed
740-376-13	12"X12" light green floor tile and mastic	Main Facility	400 and 500 Hallways	Negative tile Negative mastic
740-376-14	2'X4' ceiling tile	Main Facility	400 and 500 Hallways	Assumed
740-376-15	12"X12" white floor tile and mastic	Main Facility	520 Hall and Classrooms	Negative
740-376-16	12"X12" black floor tile and mastic	Main Facility	Gymnasium	Positive tile Assumed mastic
740-376-17	Fire door	Main Facility		Positive
740-376-18	9"X9" unknown color floor tile and black mastic	Main Facility	Classrooms 404-508	Positive tile Assumed mastic
740-376-19	9"X9" unknown color floor tile and black mastic	Main Facility	Music/storage room	Positive tile Assumed mastic
740-376-23	9"X9" white floor tile and black mastic	Main Facility	Athletic Storage Room and the Mechanical room adjacent to classroom 417	Positive tile Negative mastic

Pactolus

<u>ID Number</u>	<u>Material</u>	<u>Building</u>	<u>Location</u>	<u>Result</u>
740-376-28	12"X12" floor tile and black mastic	Main Facility	Throughout the 400 and 500 Section	VCT Negative mastic
740-376-30	12"X12" white ceiling tile	Main Facility	Stage storage room in the gymnasium	Negative
740-376-32	Exterior light gray window glazing	Main Facility	Classrooms 404 and 506-508	Positive
740-376-33	12"X12" tan floor tile and black mastic	Main Facility	Classrooms 522 and 535	Negative tile Negative mastic
740-376-34	12"X12" light green floor tile and mastic	Main Facility	500 Wing Custodial Closet	Assumed tile Assumed mastic
740-376-35	Chalkboards and chalkboard mastic	Main Facility	Classrooms 500-503 and 506-508	Assumed
740-376-36-03	Light tan cove base mastic	Main Facility	Throughout the 400 Wing	Negative
740-376-37	Surfacing material on CMU walls	Main Facility	Throughout the 1948 Section	Negative
740-376-38	Cool seal on pipe wrap	Main Facility	Mechanical Room 521	
740-376-39-02	Interior door caulk	Main Facility	1948 Section of 400 & 500 Halls	Negative
740-376-40-02	Interior door caulk	Main Facility	1984 Section Cafeteria & Dining Room	Negative
740-376-41-02	Interior side entry door caulk	Main Facility	1948 Section of 400 & 500 Halls	Negative
740-376-42-02	Covebase mastic	Cafeteria	Throughout	Negative
740-376-43-02	White sheetrock joint compound	Main Facility	1948 Section of 400 & 500 Halls	Negative
740-376-44-02	White sheetrock	Main Facility	1948 Section of 400 & 500 Halls	Negative

Updated 05/13/20

Positive or assumed =

Negative =

Removed =



Sam D. Bundy

<u>ID Number</u>	<u>Material</u>	<u>Building</u>	<u>Location</u>	<u>Result</u>
740-386-01	TSI aircell straight run and elbows		Boiler Room and Coal Room	Positive
740-386-03	TSI straight run	Main Facility	Hallway adjacent to the office	Assumed
740-386-04	Linoleum floor	Main Facility	Teachers Lounge/Conference Room	Assumed
740-386-05	2'X2' ceiling tile	Main Facility	Rooms 708 and 812	Negative
740-386-06	12"X12" tan floor tile and mastic	Main Facility	Throughout the 700 Hall	Negative tile Assumed mastic
740-386-07	12"X12" black floor tile and mastic	Main Facility	Hallway adjacent to the cafeteria	Assumed tile Assumed mastic
740-386-08	9"X9" beige floor tile and mastic	Main Facility	Classroom 802	Positive tile Assumed mastic
740-386-09	9"X9" off-white floor tile and mastic	Main Facility	Classrooms 803-805 and the 800 Hallway	Positive tile Assumed mastic
740-386-10-03	12"X12" mauve floor tile and mastic	Main Facility	Throughout the 800 Hall	Negative tile Yellow mastic
740-386-11	TSI on the steam line	Main Facility	Steam line in conjunction with the radiator adjacent to Room 817	Assumed
740-386-12-04	12"X12" beige floor tile and black mastic	Main Facility	Room 723	Negative tile Negative mastic
740-386-13	TSI on the steam line	Main Facility	Classroom 723	Positive
740-386-14	4 fire doors	Main Facility	Throughout	Assumed
740-386-15	9"X9" green floor tile and black mastic	Main Facility	Throughout the Main Office, Rooms 719, and Classrooms 711 and 713	Positive tile Positive mastic
740-386-17	12"X12" dark brown border floor tile and mastic	Main Facility	Throughout the 800 Hall	Negative tile Yellow mastic
740-386-18-05	12"X12" light tan floor tile and yellow mastic	Main Facility	Classrooms 717, 724, and 801	Negative tile Negative mastic
740-386-19	Exterior light gray window glazing	Main Facility	Throughout the 700 and 800 Wings	Positive
740-386-20-02	12"X12" light green floor tile and mastic	Main Facility	Storage Room adjacent to Classroom 724 and the Storage Room in Classroom 723	Negative tile Negative mastic
740-386-21	Chalkboards and chalkboard mastic	Main Facility	Classrooms 707, 708, 710, 712, 714, 803, 806, 809-812, and 814-817	Assumed
740-386-22-02	White plaster ceiling	Main Facility	Throughout the 700 Hall	Negative

Sam D. Bundy

<u>ID Number</u>	<u>Material</u>	<u>Building</u>	<u>Location</u>	<u>Result</u>
740-386-23-02	White plaster ceiling	Main Facility	Throughout the 800 Hall	Negative

Updated 07/28/20

Positive or assumed =



Negative =

Removed =



South Greenville Elementary

<u>ID Number</u>	<u>Material</u>	<u>Building</u>	<u>Location</u>	<u>Result</u>
740-390-01	TSI elbow	200 Building	Large line in the right rear of the boiler in the boiler room	Positive
740-390-02	TSI straight run	200 Building	Right rear of the boiler in the Boiler Room	Positive
740-390-03	Hot water storage tank	200 Building	Front left end of the tank in the boiler room	Positive
740-390-04	TSI elbow	200 Building	Small line directly behind the hot water heater in the boiler room	Positive
740-390-05-03	12"X12" off white floor tile and yellow mastic	100 Building	Classroom 110	Negative Tile Negative Mastic
740-390-06	12"X12" brown border floor tile and black mastic	100 Building	Classrooms 104, 105, and 107 in the 100 Wing	Positive tile Positive mastic
740-390-07	Light tan linoleum floor	100 Building	Bathroom located in Classroom 110	Positive
740-390-08	2'X2' ceiling tile	300 Building	Throughout the 300 Wing	Negative
740-390-09	9"X9" gray floor tile and mastic	300 Building	Throughout the 300 Wing	Positive tile Assumed mastic
740-390-10	9"X18" black border floor tile and mastic	200 Building	Custodial Closet in the 200 Wing	Positive tile Assumed mastic
740-390-11	9"X9" tan floor tile and mastic	200 Building	Classrooms 201 and 202	Positive tile Negative mastic
740-390-12	9"X9" chocolate floor tile and mastic	200 Building	Hallways for the 200 Wing	Positive tile Assumed mastic
740-390-13	9"X9" red floor tile and black mastic	200 Building	Behind the Stage	Positive tile Positive mastic
740-390-14	Black HVAC gasket	200 Building	HVAC area on the Stage	Assumed
740-390-15-03	12"X12" off-white floor tile and yellow mastic	200 Building	Dining Room stage	Positive tile Negative mastic
740-390-16	TSI elbows	200 Building	200 Hallway above exit door adjacent to the Dining Room	Positive
740-390-17	Troweled on ceiling	100 Building	Throughout	Negative
740-390-18	Fire door	100 Building	100 Wing	Assumed
740-390-22	TSI straight run	100 Building	Above exit door adjacent to the cafeteria	Negative

South Greenville Elementary

<u>ID Number</u>	<u>Material</u>	<u>Building</u>	<u>Location</u>	<u>Result</u>
740-390-25	9"X9" black floor tile and black mastic	100 Building	Classrooms 104, 105, 107, and 109 in the 100 Wing	Positive tile Positive mastic
740-390-27-03	12"X12" light brown floor tile and black mastic	100 Building	Classroom 105	Negative tile Positive mastic
740-390-28-02	9"X9" burgundy floor tile and mastic	200 Building	Electrical Room on the Stage	Positive tile Positive mastic
740-390-29	Exterior light gray window glazing	200 Building	Throughout the 200 Wing	Positive
740-390-30	White window glazing	300 Building	Throughout	Negative
740-390-31	Exterior light gray window glazing	100 Building	Throughout the 100 Wing	Positive
740-390-32	Chalkboards and chalkboard mastic	100 Building	All Classrooms in the 100 Wing	Assumed
740-390-33	Chalkboards and chalkboard mastic	200 Building	All Classrooms in the 200 Wing	Negative
740-390-34	TSI aircell on the steam lines	100 and 200 Buildings	Throughout above the plaster ceiling	Assumed
740-390-35	TSI elbows and joints on the steam lines	100 and 200 Buildings	Throughout above the plaster ceiling	Assumed
740-390-36-04	White plaster ceiling	200 Building	Throughout the 200 Building	Negative
740-390-37-03	12"X12" off-white floor tile and yellow mastic Top Layer	200 Building	Dining Room	Negative tile Negative mastic
740-390-38	9"X9" off-white floor tile and black mastic Bottom Layer	200 Building	Dining Room	Positive tile Positive mastic
740-390-39-02	Light tan cove base mastic	Main Facility	Throughout the 100 Building	Negative
740-390-40-02	Light brown cove base mastic	200 Building	Throughout the 200 Building	Negative
740-390-41-02	Dark tan cove base mastic	300 Building	Throughout the 300 Building	Negative
740-390-42	9"X9" burgundy floor tile and mastic	Main Facility	Closet in Classroom 110	Assumed tile Assumed mastic
740-390-43-02	Unknown size off-white floor tile and black mastic	Main Facility	Room 110 under 12" off-white FT	Negative Tile Negative Mastic
740-390-44-02	Unknown size tan floor tile and black mastic	Main Facility	Room 105 under 12" off-white FT	Positive tile Negative mastic

Updated 08/17/20

Positive or assumed =



South Greenville Elementary

ID Number

Material

Building

Location

Negative =

Removed =

Result



W.H. Robinson Elementary

<u>ID Number</u>	<u>Material</u>	<u>Building</u>	<u>Location</u>	<u>Result</u>
740-380-01	TSI aircell straight run insulation	Main Facility	Boiler Room	Assumed
740-380-02	TSI elbows	Main Facility	Boiler Room	Assumed
740-380-03	12"X12" black floor tile and mastic	Main Facility	Hallway in front of the Guidance Office	Assumed tile Assumed mastic
740-380-04	9"X9" gray floor tile and mastic	Main Facility	Classrooms 103, 105-107, 109, 112-116, 118, Guidance Offices, and the 100 hallway	Positive tile Assumed mastic
740-380-05	2'X2' white ceiling tile	Main Facility	Main Office	Negative
740-380-06-02	2'X4' white ceiling tile	Main Facility	Guidance Counselors Office	Negative
740-380-07	2'X4' white ceiling tile	Main Facility	Multipurpose Room and 1958 and 1961 Sections (100 Hall)	Negative
740-380-08	12"X12" light green floor tile and black mastic	Main Facility	Multipurpose Room and adjoining hallway	Positive tile Positive mastic
740-380-09	2'X2' white ceiling tile	Main Facility	1988 section (200 Hall)	Negative
740-380-10-03	12"X12" off white floor tile and black mastic	Main Facility	1988 section (200 Hall)	Negative tile Negative mastic
740-380-11	12"X12" green floor tile and mastic	Main Facility	Hallway in front of Room 114	Assumed tile Assumed mastic
740-380-12	12"X12" white floor tile and mastic	Main Facility	Room 114	Assumed tile Assumed mastic
740-380-13	Linoleum floor and mastic	Main Facility	Hallway in front of Room 116	Assumed floor Assumed mastic
740-380-14	TSI elbows	Main Facility	Covered walk facing bus parking	Positive
740-380-15	TSI aircell straight run insulation	Main Facility	Covered walk facing bus parking	Assumed
740-380-16	Plaster ceiling	Main Facility	1952 Section of the Main Facility	Negative
740-380-17	12"X12" white floor tile and mastic	Ag Building	Throughout the 500 Wing	Positive tile Assumed mastic
740-380-18	Linoleum floor and mastic	Ag Building	Boys Restroom	Assumed floor Assumed mastic
740-380-22	9"X9" gray floor tile and mastic	Main Facility	Room 304, PE Storage Room, and the hallway area beside the Stage	Positive tile Assumed mastic
740-380-23	5 fire doors	Main Facility	Throughout	Assumed
740-380-24	Exterior gray transite soffit panels	Main Facility	Soffit panels around the Gymnasium	Assumed

W.H. Robinson Elementary

<u>ID Number</u>	<u>Material</u>	<u>Building</u>	<u>Location</u>	<u>Result</u>
740-380-25	Unknown size dark brown floor tile and black mastic	Main Facility	Computer Lab and Copy Room in the Media Center	Positive tile Positive mastic
740-380-26	12"X12" light gray floor tile and yellow mastic	Main Facility	Front door area	Negative tile Negative mastic
740-380-27-02	12"X12" green floor tile and yellow mastic	Main Facility	Audio/Visual Room in the Media Center	Positive tile Negative mastic
740-380-28	Exterior light gray window glazing	Main Facility	Classrooms 101 – 106, 113 – 118, Guidance Office, Gymnasium, and old Locker Rooms	Positive
740-380-29	Exterior gray window glazing	Main Facility	Classrooms 107, 109, 111, and 112	Positive
740-380-30	(7) off-white transite panels	Main Facility	Below the cafeteria windows	Positive
740-380-31	Chalkboards and chalkboard mastic	Main Facility	Classrooms 101-106 and 113-118	Assumed
740-380-32	Chalkboards and chalkboard mastic	Main Facility	Classrooms 107, 109, 111, and 112	Assumed
740-380-34-02	Light tan cove base mastic	Main Facility	Throughout the 100 Hall	Negative
740-380-35-02	Brown and light tan cove base mastic	Main Facility	Gym	Negative
740-380-36-02	Light tan cove base mastic	Main Facility	500 Building	Negative
740-380-37	Exterior white corrugated fascia border	Main Facility	Classrooms 101 – 106, 113 – 118, and the Guidance Office	Assumed
740-380-38	Exterior transite soffit panels	Main Facility	Classrooms 107, 109, 111, and 112	Assumed
740-380-39-02	12"X12" off white floor tile and black mastic	Main Facility	Hallway between Boys Restroom and Gym	Negative
740-380-40-07	White plaster ceiling	Main Facility	Throughout the 1957 Section	Negative
740-380-41-02	Interior door caulk on entry doors	Main Facility	1957 Section	Negative
740-380-42-02	Interior door caulk on entry doors	Main Facility	1952 Section	Negative
740-380-43-02	White interior door caulk	Main Facility	1961 Section	Negative
740-380-44-02	Interior door caulk	Main Facility	Interior side windows throughout Rooms 302, 306, and 308	Positive
740-380-45-02	White interior side window caulk	Main Facility	1957 Section	Negative
740-380-46-02	Interior side window caulk	Main Facility	1952 Section	Negative
740-380-47-02	Exterior side window caulk	Main Facility	Rooms 302, 306, and 308	Positive
740-380-48-02	Exterior side window caulk	Main Facility	1957 Section	Positive
740-380-49-02	White exterior side window caulk	Main Facility	1952 Section	Negative
740-380-50-02	Exterior light gray window glazing	Main Facility	Throughout the 1961 Section	Negative

W.H. Robinson Elementary

<u>ID Number</u>	<u>Material</u>	<u>Building</u>	<u>Location</u>	<u>Result</u>
740-380-51-02	Gray leveling compound over unknown size tan floor tile (Found under 12" offwhite VCT)	Main Facility	Front door area	Negative
740-380-52-02	9"X9" tan floor tile and black mastic (Found under 12" green asbestos FT)	Main Facility	Audio/Visual Room in the Media Center under 12" green FT	Positive tile Positive mastic

Updated 07/23/20

Positive or assumed =



Negative =

Removed =



Wahl Coates

<u>ID Number</u>	<u>Material</u>	<u>Building</u>	<u>Location</u>	<u>Result</u>
740-400-01	Large TSI elbows	Main Facility	Main Mechanical Room in the Main Office Building	Negative
740-400-02	Small TSI elbows	Main Facility	Main Mechanical Room in the Main Office Building	Negative
740-400-03	Pipe and elbow covering	Main Facility	Main Mechanical Room in the Main Office Building	Assumed
740-400-04	2'X2' ceiling tile	Main Facility	E building	Negative
740-400-05	12"X12" beige floor tile and mastic	Main Facility	E building	Assumed
740-400-07	12"X12" ceiling tile	Main Facility	E building	Negative
740-400-10-11	12"X12" off-white floor tile and black mastic	Main Facility	Throughout Buildings B-D, H, I, and the supply room in the Main Office	Positive tile Positive mastic
740-400-11	Fire door	Main Facility	Main Office	Assumed
740-400-12	Randomly distributed straight line insulation and wrap	Main Facility	Mechanical room building e	Negative
740-400-13	Randomly distributed thermal insulation elbows and wrap	Main Facility	Boiler room	Negative
740-400-14	Randomly distributed straight line insulation and wrap	Main Facility	Boiler room	Negative
740-400-15	Insulation and wrap	Main Facility	Small holding tank in the boiler room	Negative
740-400-16	Light brown boiler insulation	Main Facility	Boiler 1 in the boiler room	Assumed
740-400-17	Light brown boiler insulation	Main Facility	Boiler 2 in the boiler room	Assumed
740-400-18	Exterior gray transite soffit panels	Main Facility	Soffit panels throughout Buildings A-E, H, I, and the Main Office Building	Assumed
740-400-19	Exterior gray transite fascia panels	Main Facility	Fascia panels below the roof line around Buildings E and H, Cafeteria, and the Gymnasium	Assumed
740-400-20	Exterior 32"X48" gray transite ceiling tiles	Main Facility	Under the canopies throughout Buildings E, H, I, and the Cafeteria	Assumed
740-400-21	12"X12" off-white floor tile and black mastic	Main Facility	Gymnasium	Negative tile Negative mastic
740-400-22	Brown cove base and brown cove base mastic	Main Facility	Throughout	Negative cove base Negative cove base mastic
740-400-23-02	12"X12" white ceiling tile	Main Facility	Nurse's Office	Negative

Updated 02/06/20

Wahl Coates

ID Number

Material

Building

Location

Result

Positive or assumed =

Negative =

Removed =



Wellcome Middle

<u>ID Number</u>	<u>Material</u>	<u>Building</u>	<u>Location</u>	<u>Result</u>
740-402-01	Insulation and jacket on the hot water storage tank	Main Facility	Boiler room	Negative
740-402-02	TSI elbow	Main Facility	HVAC room behind the gymnasium	Negative
740-402-03	12"X12" dark tan floor tile and black mastic	Main Facility	Throughout	Positive tile Positive mastic
740-402-04	2'X2' ceiling tile samples	Main Facility	Hallway of rooms B-7, B-9, and the cafeteria, gymnasium	Negative
740-402-05	12" X 12" white floor tile and mastic	Main Facility	Dining Room	Assumed tile Assume mastic
740-402-06-02	12"X12" wall tile and mastic	Main Facility	Band room	Negative tile Negative mastic
740-402-07	Rope gasket on the boiler	Main Facility	Boiler room	Negative
740-402-08	Dark brown chalkboard mastic	Main Facility	Behind chalkboards throughout	Negative
740-402-09	White plaster ceiling	Main Facility	Throughout	Negative
740-402-10	Light gray window glazing	Main Facility	Throughout except for A-8 through A-15	Positive
740-402-11	Dark brown cove base mastic	Main Facility	Throughout	Negative

Updated 02/04/20

Positive or assumed =

Negative =

Removed =



Mobile Units

<u>ID Number</u>	<u>Material</u>	<u>Building</u>	<u>Location</u>	<u>Result</u>
740-MOB-20	12"X12" white ceiling tile	Mobile 56-77		Negative
740-MOB-21	9"X9" gray floor tile, black mastic, and black tar paper	Mobile 56-77		Positive tile Negative mastic Assumed tar paper
740-398-10	White/beige linoleum flooring	Mobile 64-79		Assumed
740-398-11	12"X12" white ceiling tile	Mobile 64-79		Assumed
740-336-09	12"X12" tan floor tile, bottom layer floor tile, and black mastic	Mobile 65-76		Negative tile Negative tile Negative mastic
740-336-10	12"X12" brown border floor tile, bottom layer floor tile, and tar paper	Mobile 65-76		Negative tile Positive tile Negative tar paper
740-336-11	12" X 12" white ceiling tile	Mobile 65-76		Negative
740-396-19-02	Top 12"X12" white floor tile, plywood, bottom unknown size tan floor tile and mastic, and tar paper	Mobile 66-1	Falkland 402	Negative tile Positive tile Assumed mastic Negative paper
740-396-20-02	12" X 12" ceiling tile	Mobile 66-1	Falkland 402	Negative
740-MOB-58	Exterior silver roof coating	Mobile 66-1	Falkland 402	Positive coating
740-MOB-22-02	12"X12" white ceiling tile	Mobile 66-2		Assumed
740-366-25	12"X12" gray floor tile and mastic	Mobile 66-3	Ayden Grifton 4	Assumed
740-366-26-02	12"X12" white ceiling tile	Mobile 66-3	Ayden Grifton AVID A3	Negative
740-MOB-23	12"X12" white ceiling tile	Mobile 66-4		Negative
740-MOB-24-02	12"X12" white ceiling tile	Mobile 66-5	Creekside MU-1	Negative
740-MOB-59	Top 12"X12" mauve floor tile, plywood, bottom unknown size tan floor tile and mastic, and tar paper	Mobile 66-5	Creekside MU-1	Negative tile Positive tile Assumed mastic Negative paper
740-MOB-60	Exterior silver roof coating	Mobile 66-5	Creekside MU-1	Positive coating
740-MOB-25-02	12"X12" white ceiling tile	Mobile 66-6	A.G. Cox 401	Negative

Mobile Units

<u>ID Number</u>	<u>Material</u>	<u>Building</u>	<u>Location</u>	<u>Result</u>
740-MOB-54	9"X9" tan floor tile and mastic	Mobile 66-6	A.G. Cox 401	Assumed tile Assumed mastic
740-310-13	12"X12" lime floor tile and black mastic	Mobile 66-7		Assumed tile Positive mastic
740-MOB-26	12"X12" white ceiling tile	Mobile 66-7		Negative
740-374-08	12"X12" white ceiling tile	Mobile 66-8		Assumed
740-374-09	9"X9" white floor tile and mastic	Mobile 66-8		Positive tile Assumed mastic
740-340-04	12"X12" light green floor tile and black mastic	Mobile 66-9	Farmville Middle	Assumed tile Positive mastic
740-333-11	12"X12" green floor tile and mastic	Mobile 66-10		Assumed tile Assumed mastic
740-MOB-27	12"X12" white ceiling tile	Mobile 66-11		Negative
740-380-26	Unknown size tan floor tile, mastic, and tar paper	Mobile 66-12		Positive tile Assumed mastic Assumed tar paper
740-302-28-02	12"X12" beige floor tile mastic	Mobile 66-13	A.G. Cox 402	Negative tile Negative mastic
740-MOB-55-02	12"X12" white ceiling tile	Mobile 66-13	A.G. Cox 402	Negative
740-390-20	12"X12" light green floor tile, unknown size tan floor tile, and black tar paper	Mobile 66-14	Creekside MU-6	Negative tile Positive tile Assumed mastic Negative paper
740-390-21-02	12"X12" black floor tile and mastic	Mobile 66-14	Creekside MU-6	Negative tile Negative mastic
740-MOB-63	Exterior silver roof coating	Mobile 66-14	Creekside MU-6	Positive coating
740-MOB-28	12"X12" white ceiling tile	Mobile 66-15		Assumed
740-MOB-29	9"X9" off-white floor tile and black mastic	Mobile 66-17		Positive tile Negative mastic
740-MOB-30-02	12"X12" white ceiling tile	Mobile 66-18	A.G. Cox 406	Assumed
740-MOB-31	9"X9" tan floor tile and mastic	Mobile 66-18	A.G. Cox 406	Assumed tile Assumed mastic

Mobile Units

<u>ID Number</u>	<u>Material</u>	<u>Building</u>	<u>Location</u>	<u>Result</u>
740-310-11	12"X12" white ceiling tile	Mobile 66-20		Assumed
740-310-12	Black floor tile mastic	Mobile 66-20		Assumed
740-MOB-32	12"X12" white ceiling tile	Mobile 66-21		Negative
740-MOB-33	9"X9" tan floor tile and black mastic	Mobile 66-21		Positive tile Negative mastic
740-336-08	12"X12" white floor tile and mastic	Mobile 66-22		Positive tile Assumed mastic
740-MOB-34	12"X12" white ceiling tile	Mobile 66-22		Assumed
740-MOB-35	12"X12" white ceiling tile	Mobile 66-23		Negative
740-MOB-36	12"X12" white ceiling tile	Mobile 66-25		Negative
740-382-09	9"X9" beige floor tile and mastic	Mobile 66-26	Ayden Grifton PE A4	Positive tile Assumed mastic
740-MOB-37-02	12"X12" white ceiling tile	Mobile 66-26	Ayden Grifton PE A4	Negative
740-344-09-02	12"X12" white floor tile and black mastic	Mobile 66-27		Positive tile Assumed mastic
740-344-10	12"X12" white ceiling tile	Mobile 66-27		Assumed
740-338-10	12"X12" light green floor tile and mastic	Mobile 66-28	Wintergreen Intermediate MU1	Assumed tile Assumed mastic
740-338-11	12"X12" black floor tile and mastic	Mobile 66-28	Wintergreen Intermediate MU1	Assumed tile Assumed mastic
740-338-12	12"X12" off-white floor tile and mastic	Mobile 66-28	Wintergreen Intermediate MU1	Positive tile Assumed mastic
740-338-13-03	12"X12" white ceiling tile	Mobile 66-28	Wintergreen Intermediate MU1	Negative
740-302-26	9"X9" white floor tile and mastic	Mobile 66-29		Positive tile Assumed mastic
740-MOB-38	12"X12" white ceiling tile	Mobile 66-29		Assumed
740-304-19	9"X9" tan floor tile and mastic	Mobile 66-30		Positive tile Assumed mastic
740-304-20	9"X9" tan floor tile and mastic	Mobile 66-30		Positive tile Assumed mastic
740-MOB-39	12"X12" white ceiling tile	Mobile 66-30		Negative
740-400-08	12"X12" white ceiling tile	Mobile 66-32		Assumed

Mobile Units

<u>ID Number</u>	<u>Material</u>	<u>Building</u>	<u>Location</u>	<u>Result</u>
740-332-22	9"X9" white floor tile and mastic	Mobile 66-33		Assumed tile Assumed mastic
740-398-03	12"X12" white ceiling tile	Mobile 66-33		Negative
740-304-21	12"X12" white ceiling tile	Mobile 66-34		Assumed
740-304-17	12" X 12" border floor tile	Mobile 66-35		Assumed tile Assumed mastic
740-304-18	12"X12" white ceiling tile	Mobile 66-35		Assumed
740-304-25	9"X9" tan floor tile and mastic	Mobile 66-35		Assumed tile Assumed mastic
740-304-22	12" X 12" floor tile	Mobile 66-36		Assumed tile Assumed mastic
740-304-23	12" X 12" floor tile	Mobile 66-36		Assumed tile Assumed mastic
740-MOB-40	12"X12" white ceiling tile	Mobile 66-36		Negative
740-MOB-41-02	12"X12" white ceiling tile	Mobile 66-59	Ayden Grifton ROTC	Negative
740-309-12-02	Black roof shingles	Mobile 66-59	Ayden Grifton ROTC	Negative
740-MOB-42-02	12"X12" white ceiling tile	Mobile 66-60		Negative
740-302-23	12"X12" brown floor tile, mastic, and tar paper	Mobile 66-61		Positive tile Assumed mastic Assumed tar paper
740-MOB-43	12"X12" white ceiling tile	Mobile 66-61		Assumed
740-302-24	Linoleum floor	Mobile 66-62		Assumed
740-302-25	Cellulose ceiling	Mobile 66-62		Assumed
740-304-24-02	9"X9" blue floor tile and black mastic	Mobile 66-65	Creekside MU-4	Negative tile Positive mastic
740-MOB-61	12"X12" white ceiling tile	Mobile 66-65	Creekside MU-4	Negative
740-MOB-62	Exterior silver roof coating	Mobile 66-65	Creekside MU-4	Positive coating
740-336-06	9"X9" tan floor tile, black mastic, and brown tar paper	Mobile 66-66		Negative tile Positive mastic Negative tar paper

Mobile Units

<u>ID Number</u>	<u>Material</u>	<u>Building</u>	<u>Location</u>	<u>Result</u>
740-398-08	12"X12" off-white floor tile and mastic	Mobile 66-78		Positive tile Assumed mastic
740-398-09	12"X12" gold floor tile and mastic	Mobile 66-78		Assumed tile Assumed mastic
740-MOB-44-02	12"X12" white ceiling tile	Mobile 66-78		Negative
740-398-06-03	12"X12" brown floor tile and mastic	Mobile 66-80	Falkland 400	Negative tile Negative mastic
740-398-07	12"X12" off-white floor tile and mastic	Mobile 66-80	Falkland 400	Assumed tile Assumed mastic
740-MOB-45-02	12"X12" white ceiling tile	Mobile 66-80	Falkland 400	Negative
740-MOB-57	Exterior silver roof coating	Mobile 66-80	Falkland 400	Positive coating
740-398-12	9"X9" green floor tile and mastic	Mobile 66-81		Positive tile Assumed mastic
740-MOB-46	12"X12" white ceiling tile	Mobile 66-83		Negative
740-390-18	9"X9" off-white floor tile and mastic	Mobile 66-84		Positive tile Assumed mastic
740-MOB-47	12"X12" white ceiling tile	Mobile 66-87		Assumed
740-396-18-02	12"X12" light green floor tile and mastic	Mobile 67-43		Negative tile Negative mastic
740-MOB-62-02	12"X12" blue/green floor tile and yellow mastic	Mobile 67-45	Transportation	Negative tile Negative mastic
740-MOB-63-02	12"X12" off-white floor tile and yellow mastic	Mobile 67-45	Transportation	Negative tile Negative mastic
740-MOB-64-02	Off-white linoleum flooring	Mobile 67-45	Transportation	Negative tile Negative mastic
740-300-04	12"X12" olive floor tile and mastic	Mobile 67-47	Grifton 1	Assumed tile Assumed mastic
740-MOB-53	Unknown size off-white floor tile and mastic	Mobile 67-47	Grifton 1	Assumed tile Assumed mastic
740-404-03	12"X12" tan floor tile and mastic	Mobile 68-49		Assumed tile Assumed mastic
740-404-04	12"X12" brown floor tile and mastic	Mobile 68-49		Assumed tile Assumed mastic

Mobile Units

<u>ID Number</u>	<u>Material</u>	<u>Building</u>	<u>Location</u>	<u>Result</u>
740-398-04	Beige linoleum flooring	Mobile 68-57		Positive
740-398-05	Beige linoleum flooring	Mobile 68-57		Positive
740-MOB-48	12"X12" white ceiling tile	Mobile 68-86		Assumed
740-366-28-02	12"X12" white ceiling tile	Mobile 68-88		Negative
740-366-29	Unknown color linoleum flooring	Mobile 68-88		Assumed
740-382-06-02	12"X12" off-white floor tile and yellow mastic	Mobile 68-90		Positive tile Assumed mastic
740-338-14	9"X9" brown border floor tile and black mastic	Mobile 68-93		Assumed tile Assumed mastic
740-338-15	12"X12" white floor tile and yellow mastic	Mobile 68-93		Assumed tile Assumed mastic
740-MOB-49	12"X12" white ceiling tile	Mobile 68-93		Negative
740-336-04	12"X12" green floor tile and mastic	Mobile 69-67		Assumed tile Assumed mastic
740-336-05	12"X12" black floor tile and mastic	Mobile 69-67		Assumed tile Assumed mastic
740-MOB-64-02	2'X2' white ceiling tile	Mobile 75-51	Creekside Elementary	Negative
740-MOB-65-02	12"X12" light teal floor tile and yellow mastic	Mobile 75-51	Creekside Elementary	Negative tile Negative mastic
740-MOB-66-02	Gray leveling compound under 12" light teal floor tile	Mobile 75-51	Creekside Elementary	Negative
740-310-10	12"X12" unknown color floor tile and mastic	Mobile 84-70	Belvoir 28 & 29	Assumed tile Assumed mastic
740-380-19	12"X12" tan floor tile and mastic	Mobile 84-71		Assumed tile Assumed mastic
740-MOB-50	Light green/brown speckled linoleum flooring			Negative
740-MOB-52	12"X12" off-white floor tile and yellow mastic			Negative tile Negative mastic
740-MOB-56				

Updated 02/18/21

Positive or assumed =



Mobile Units

ID Number

Material

Building

Location

Negative =

Removed =

Result

